

EU Login – European Commission Authentication Service

What is EU Login?

The **EU Login** Authentication Service (previously **ECAS**) is a point for user authentication to a wide range of Commission information systems.

If you already have an ECAS account, you don't have to create a new EU Login account. In EU Login, your credentials and personal data remain unchanged. You can still access the same services and applications as before. You just need to use your e-mail address for logging in.

It is the first step before registering as an organisation or individual when accessing certain IT Tools such as **URF**, **MT+**, **OEET** or **Project Results Platform**.

Every time you want to use a website that requires EU Login authentication, you will automatically be transferred to the EU Login page, where you will be asked to enter your user name and password. Depending on the security level required by the application which the user is accessing, single-factor (username + password) or multi-factor (username + password + challenge) authentication will have to be provided by the end-user.

If you are a new user, before you register as an organisation or individual, you must have an **EU Login** account. The account will become inactive after 6 months, but is still accessible and you will be prompted to create a new password.

How to use EU Login?

- [URL](#)
- [General "EU Login" screen](#)
- [Create a new "EU Login" account](#)
 - [Click the "Create an account" hyperlink](#)
 - [Fill in the details to create an "EU login" account:](#)
 - [Click the "Create an account" button](#)
 - [Click the link in your e-mail](#)
 - [Create your password](#)
 - [Click on "Proceed" to log-in](#)
- [Sign in to "EU Login" \(previously ECAS\) account](#)
- [Password lost?](#)
 - [Click on the "Lost your password?"](#)
 - [Click on the "Get a password" button](#)
 - [Click the link in your e-mail](#)
 - ["Submit" your new password](#)
 - [Click on "Proceed"](#)
- [Help \(Frequently asked questions\)](#)
- ["EU Login" Account Details](#)

URL

If you don't have an EU Login account please use the following link

<https://webgate.ec.europa.eu/cas/eim/external/register.cgi>

If you already have an user account for EU Login please login via

<https://webgate.ec.europa.eu/cas/login>

General "EU Login" screen

1. The website uses cookies. This allows you to log in to different applications without re-entering your credentials. Once you have logged into EU Login you will **not** have to identify yourself again as long as you leave your browser open. If you have chosen the option for your browser not to accept such cookies, you will not benefit from this feature.

2. The old ECAS authentication service has been redesigned and renamed as EU Login. Click the **Where is ECAS** button to get more information about the update.

3. The EU Login screens are offered in all official languages of the EU. Use the drop-down menu in order to switch between languages.

4. If you already have an EU Login account, use your e-mail address to sign in.

5. If you don't have an account yet, you can create one by clicking on the **Create an account** hyperlink.

6. The EU Login offers the possibility to authenticate using a social network (Facebook, Twitter and Google) in order to access European Commission applications without having to create an EU Login account. This option is only possible for external users and is enabled for some applications that are open to the public

Be aware that the IT tools that are used in the Erasmus+ programme **do not** support the authentication via social networks. Only authentication with e-mail address is possible.

7. If you wish to link your eID (eletronic ID) to your EU Login account, click on the **Select your country** button.



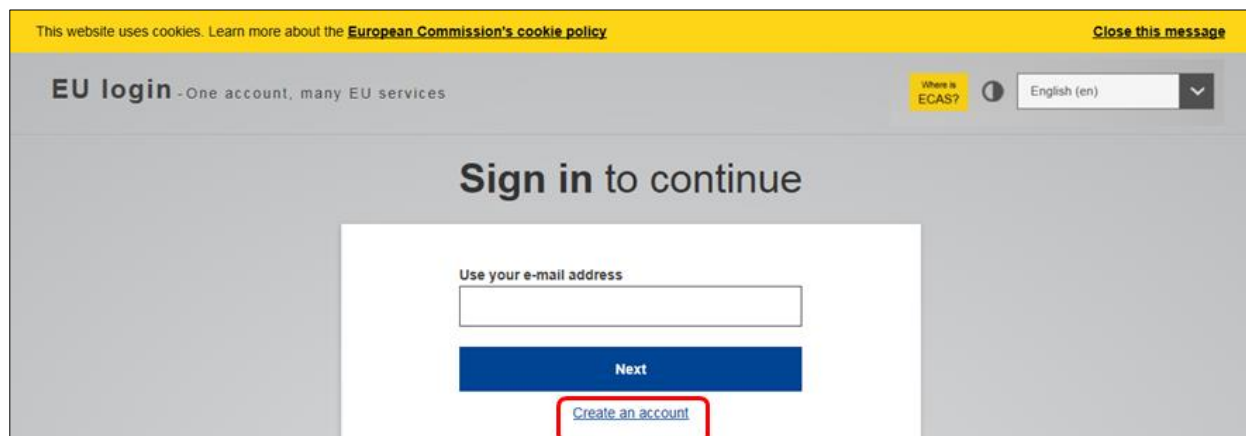
Take into account that there still might be screens in which you see the previous ECAS design. This is a normal behaviour and all screens will soon be adapted to the new EU Login look and feel.

Create a new "EU Login" account

Click the "Create an account" hyperlink

In order to create a new account, click on the **Create an account** hyperlink.

If you already have an ECAS account, you don't have to create a new EU Login account. In EU Login, your credentials and personal data remain unchanged. You can still access the same services and applications as before. You just need to use your e-mail address for logging in.



Fill in the details to create an "EU login" account

1. **First name** - Insert your first name.
2. **Last name** - Insert your last name.
3. **E-mail** - Insert your email address. Please remember this must be the same e-mail address provided to the National Agency or DG EAC (for example in your Project Application Form) and it should be valid and active.
4. **Confirm e-mail** - Confirm with the same e-mail address above.
5. **E-mail language** - Choose the language from the drop-down menu.
6. **Enter the code** - Enter the code visible on the screen in the field. If the code is illegible, click the refresh button for another code, or click the play button to listen to an audio version of the code.
7. **Privacy Statement check-box** - This check-box must be clicked before creating an account.

EU login - One account, many EU services

Where is ECAS? English (en)

Create an account

[Create an account](#) [Login](#)

[Help for external users](#)

- 1 First name
- 2 Last name
- 3 E-mail
- 4 Confirm e-mail
- 5 E-mail language
English (en)
- 6 Enter the code
Yshik
- 7 By checking this box, you acknowledge that you have read and understood the [privacy statement](#)

[Create an account](#)

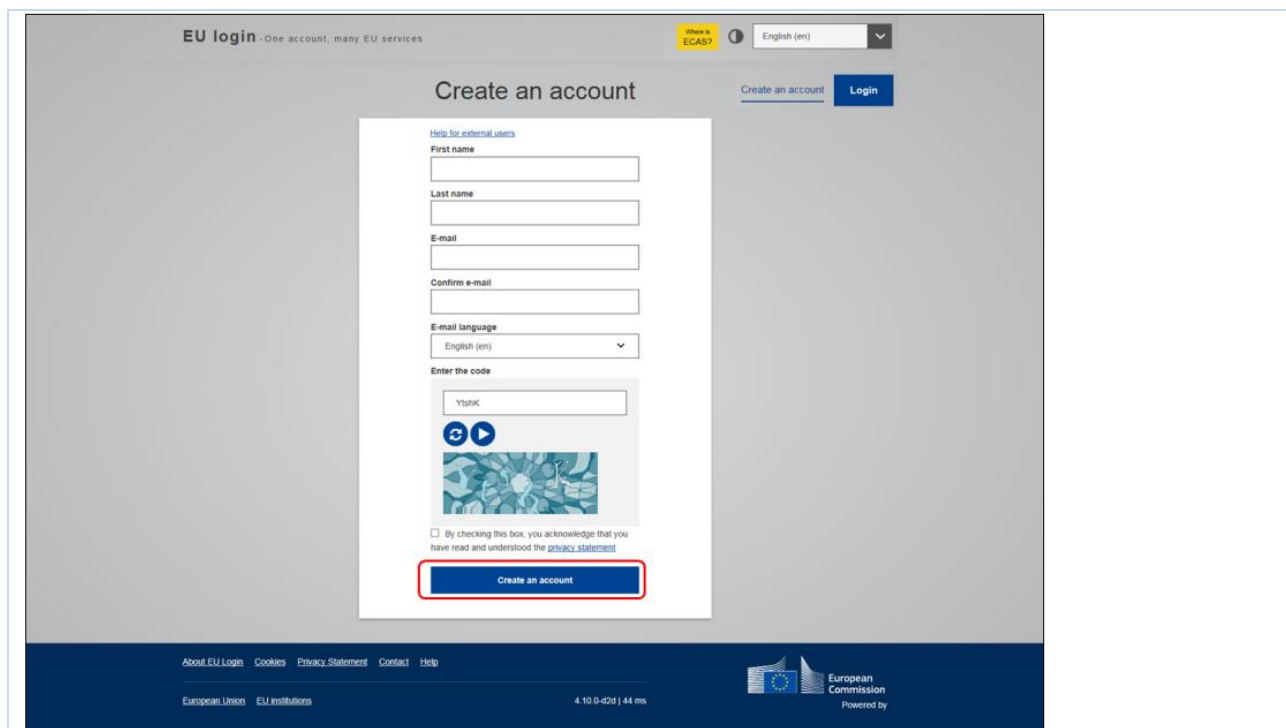
About EU Login Cookies Privacy Statement Contact Help

European Union EU institutions 4.10 0-020 | 44 ms

European Commission Powered by

Click the "Create an account" button

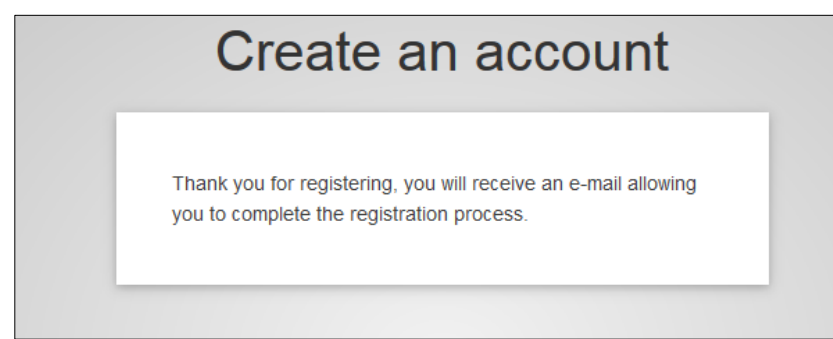
Once you have filled in the details, click on the **Create** an account button.



Click the link in your e-mail

Once you have registered, you will receive an e-mail with your **user name** and a link for creating your **password**. You have a maximum of 24h, starting from the time that this message was sent, to create your password, but you are encouraged to do so immediately, if possible. After this time, you can make another request by following the same link: you will then need to re-enter your user name and confirm your request.

Click on the link in your e-mail.



Create your password

Once you click on the link, new screen will open, allowing to get a password. Enter and confirm your password and click on the **Submit** button.

New password

Please choose your new password.

nkarkize
(External)

New password

Confirm new password

Enter your **New password!**

Submit

Passwords cannot include your username and must contain at least 10 characters chosen from at least three of the following four character groups (white space permitted):

- Upper Case: A to Z
- Lower Case: a to z
- Numeric: 0 to 9
- Special Characters: !"#%&'()*+,-./:;<=>?@[\"_`{|}~

Examples: 5QVVgXArcj jZvIMRvH_ yVibvnies]

[\[Generate other sample passwords\]](#)

Password Tip

Remember that a strong password:

- must be at least 10 characters long,
- may not contain your user name (login) or any part of your full name,
- must be changed every 3 months (a reminder is automatically sent 15 days before the expiry date)
- should never be the same as any of your last 5 passwords.

Click on "Proceed" to log-in

Click on the **Proceed** button in order to log-in to EU Login.

New password

Your EU Login password was successfully changed.

Proceed

A new screen will open informing you about successful login to EU Login.

Successful login

You are now logged in to EU Login.

To stop the automatic single sign-on, click [Logout](#) or close all browser windows.

Sign in to "EU Login" (previously ECAS) account

Enter your institution's e-mail address in order to sign in. This must be the same e-mail address provided by you while creating your EU Login (previously ECAS) account. The message informing you of your access is sent to this address.

After entering the e-mail, click on the **Next** button.


Sign in to continue

Use your e-mail address

Next

[Create an account](#)

Or use the eID of your country

 [Select your country](#)

For applications used in Erasmus+ only authentication with **e-mail address** is possible!

Once clicking on **Next**, a new screen will be displayed:

1. You will see your e-mail address displayed on the screen.
2. Enter your **password**.
3. You can choose a different **Verification method**. The EU Login allows a verification mechanism based on multi-factors (i.e. Mobile phone + SMS, Token, EU Login or ECAS Mobile App). Make sure you have added the devices to your account if you wish to use an alternative authentication than e-mail.
4. After entering your password, click on the **Sign in** button.

Sign in to continue

Welcome


1
(External)


[Sign in with a different e-mail address?](#)

2

[Lost your password?](#)

Choose your verification method

3 

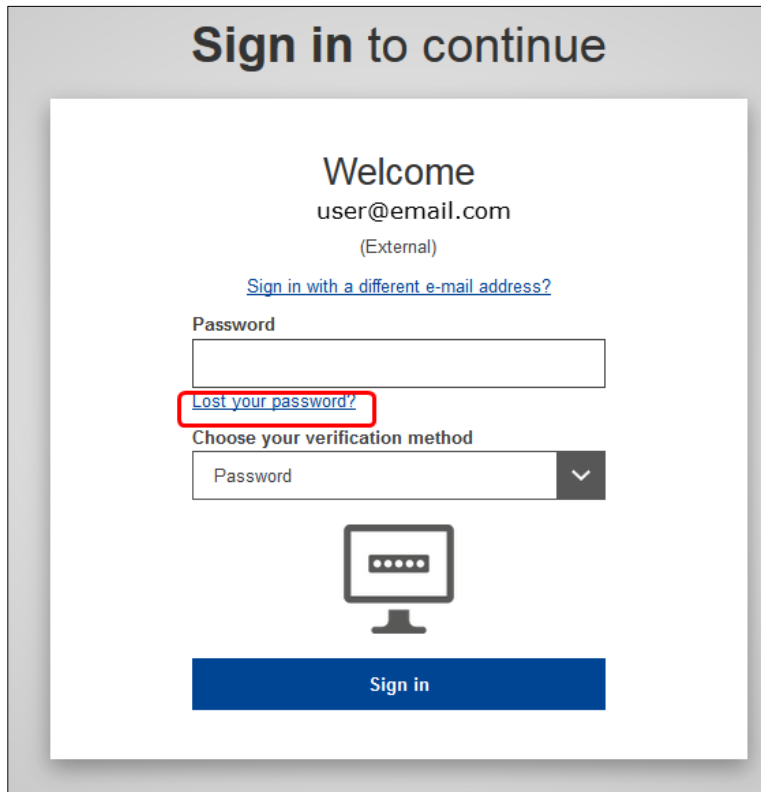


4 **Sign in**

Password lost?

Click on the "Lost your password?"

If you have lost your **EU Login Password** or you need to create a new one, click on the **Lost your password?** hyperlink.



The screenshot shows a sign-in interface with the following elements:

- Header: **Sign in to continue**
- Text: **Welcome**
user@email.com
(External)
- Link: [Sign in with a different e-mail address?](#)
- Form: Password input field
- Link: [Lost your password?](#) (highlighted with a red box)
- Form: Choose your verification method dropdown menu (currently set to Password)
- Image: Computer monitor icon with four dots on the screen
- Button: **Sign in**

Click on the "Get a password" button


Enter the challenge code and click on the **Get a password** button.

New password

user@email.com
(External)

Enter the code

⏮ ⏩



Get a password

Click the link in your e-mail

You will receive an e-mail with a link for resetting your password to EU Login. Follow the link, preferably immediately - but a maximum of 24 hr after this message was sent.

New password

In the next few minutes, you will receive an e-mail containing a link to this site.
If you need assistance, use [this link](#) to go to the contact page.

"Submit" your new password

A new screen will open, allowing to reset the password. Enter your new password, confirm it and click on the **Submit** button.

New password

Please choose your new password.

user@email.com
(External)

New password

Confirm new password

Submit

Passwords cannot include your username and must contain at least 10 characters chosen from at least three of the following four character groups (white space permitted):

- Upper Case: A to Z
- Lower Case: a to z
- Numeric: 0 to 9
- Special Characters: !"#\$%&'()*+,-./:;<=>?@[\\]^_`{|}~

Examples: NZEpgqtuE1 5RYsm75ZEe LSA'qozKzB

[\[Generate other sample passwords\]](#)

Enter your **New password** and confirm it before submitting!

Click on "Proceed"

Once the password has been changed, click on the **Proceed** button to sign in to the application.

New password

Your EU Login password was successfully changed.

Click **Proceed** below to continue to Participant Portal

Proceed

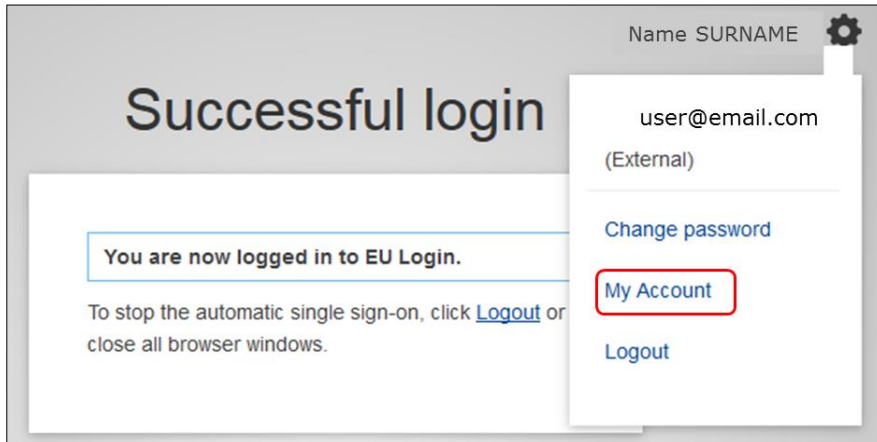
Help (Frequently asked questions)

If you need help or need to check the frequently asked questions, click on the **Help** hyperlink at the bottom of the page.

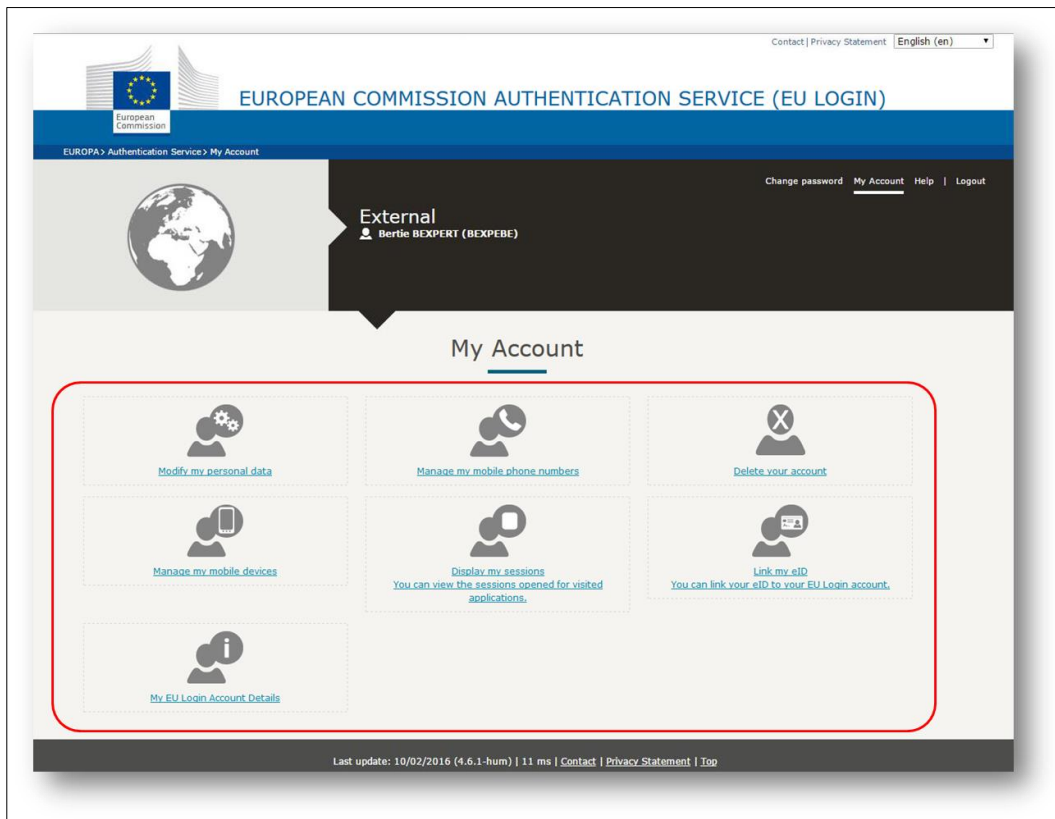
The screenshot displays the EU login interface. At the top left, it says "EU login - One account, many EU services". On the top right, there is a yellow button "Where is ECAS?", a language selector set to "English (en)", and a dropdown arrow. The main heading is "Sign in to continue". Below this, there is a form section titled "Use your e-mail address" with an input field and a "Next" button. A link "Create an account" is positioned below the "Next" button. A separator "Or" is centered below the link. There are three social media login options: Facebook, Twitter, and Google. Below these is the text "Or use the eID of your country" and a button "Select your country". The footer is dark blue and contains several links: "About EU Login", "Cookies", "Privacy Statement", "Contact", and "Help" (which is highlighted with a red square). To the right of the footer are the European Union flag, the text "European Commission", and "Powered by". At the bottom center, there is a version string "4.10.0-d2d | 61 ms".

"EU Login" Account Details

To access your EU Login account details, click on the settings icon in the upper right corner and select **My Account** from the drop-down list.



The **My Account** page opens. Here you can choose a number of options to edit your account details.



Click on **Modify my personal data** to edit your personal details. Here you can amend your personal information, email address and email language. If you change your email address, please also remember to inform the National Agency or DG EAC or person responsible for providing you access to a DG EAC IT

Tool.

EUROPEAN COMMISSION AUTHENTICATION SERVICE (EU LOGIN)

EUROPA > Authentication Service > My Account

External
Bertie BEXPERT (BEXPEBE)

Change password My Account Help Logout

My Account

- Modify my personal data
- Manage my mobile phone numbers
- Delete your account
- Manage my mobile devices
- Display my sessions
You can view the sessions opened for visited applications.
- Link my eID
You can link your eID to your EU Login account.
- My EU Login Account Details

Last update: 10/02/2016 (4.6.1-hum) | 11 ms | Contact | Privacy Statement | Top

EUROPEAN COMMISSION AUTHENTICATION SERVICE (EU LOGIN)

EUROPA > Authentication Service > User edit

External
Bertie BEXPERT (BEXPEBE)

Change password My Account Help Logout

User edit

Choose a username: BEXPEBE

First name: Bertie

Last name: BEXPERT

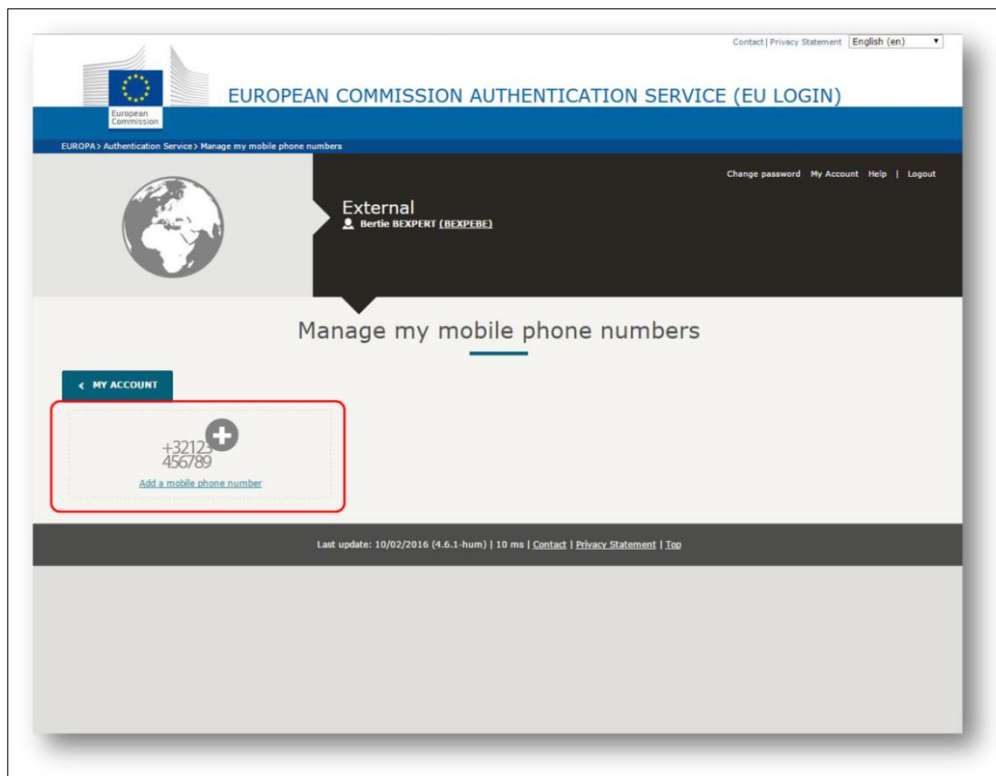
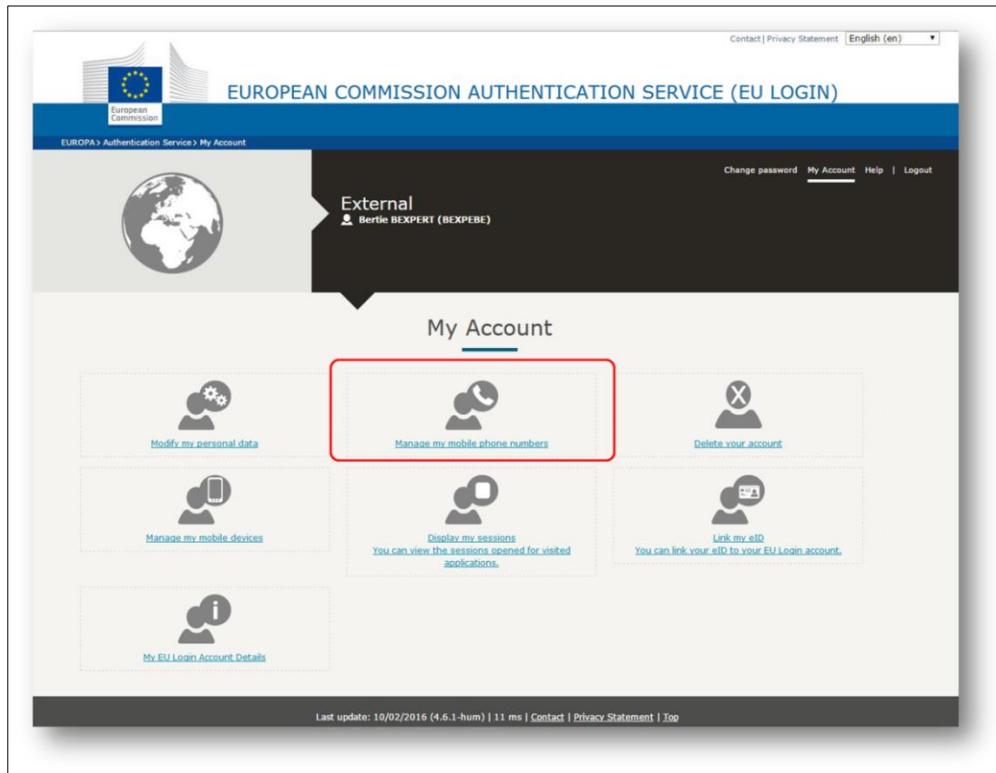
E-mail: bertieexpertb@gmail.com

E-mail language: En

SUBMIT CANCEL

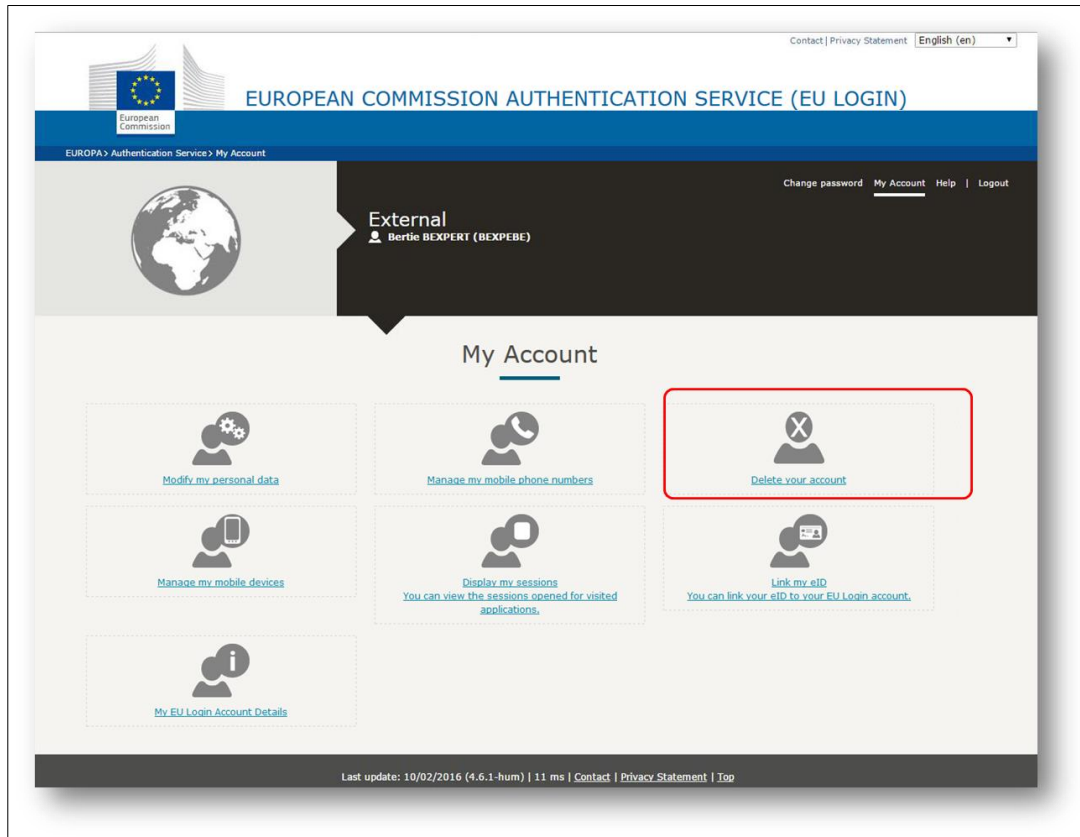
Last update: 10/02/2016 (4.6.1-hum) | 121 ms | Contact | Privacy Statement | Top

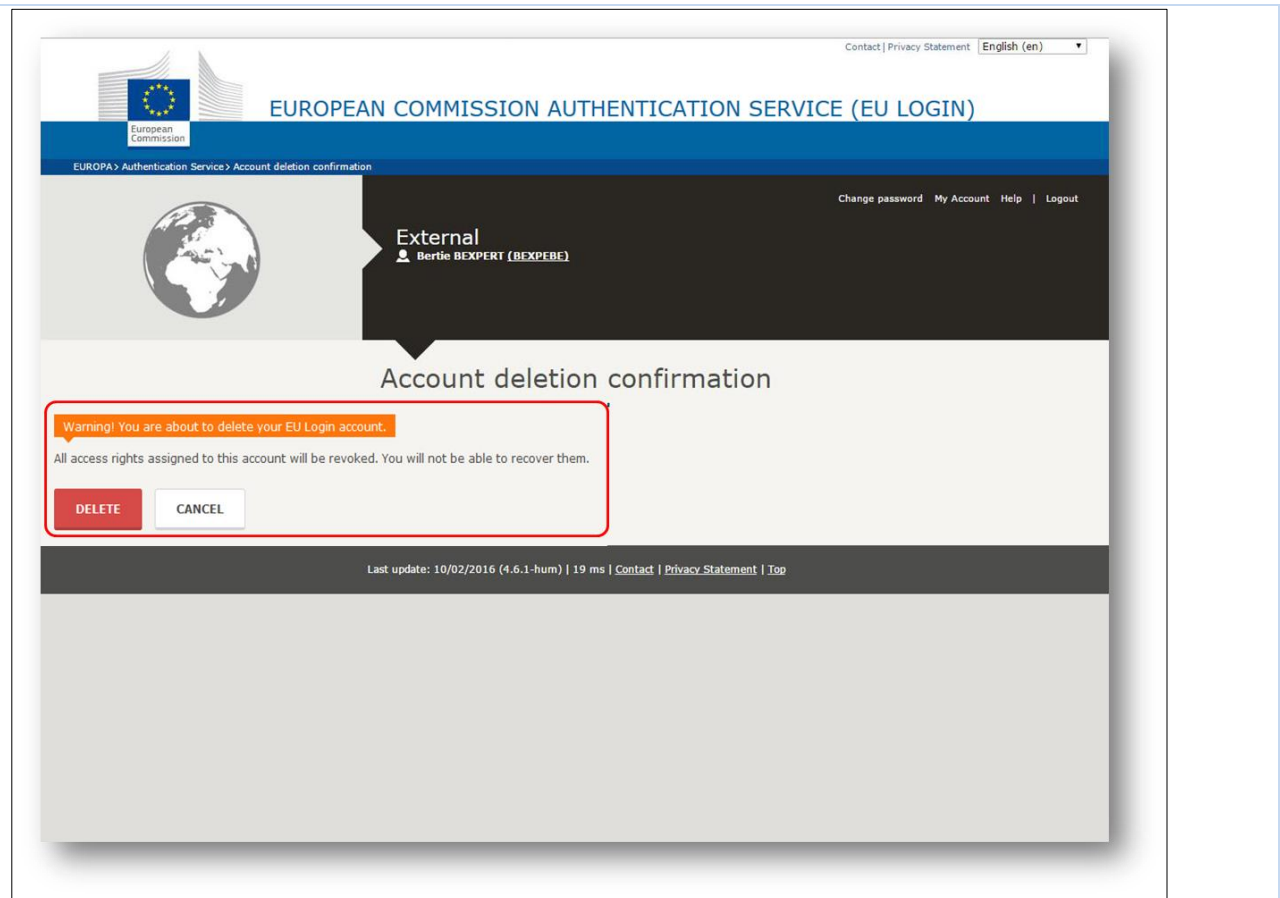
Click on **Manage my mobile phone numbers** to add your mobile phone details.



To delete your EU Login account, click on **Delete your account** and follow the instructions. Please, also notify the National Agency or DG EAC that you no longer require access to one of DG EAC's Tools. If possible or applicable, please mention your replacement.


All access rights will be revoked and unrecoverable once deleted.





To access EU Login using mobile application devices, click on **Manage my mobile devices**. Here you can add or delete mobile application devices.

Contact | Privacy Statement | English (en)








 EUROPEAN COMMISSION AUTHENTICATION SERVICE (EU LOGIN)

EUROPA > Authentication Service > My Account

Change password | My Account | Help | Logout


External
Bertie BEXPERT (BEXPEBE)

My Account

-  [Modify my personal data](#)
-  [Manage my mobile phone numbers](#)
-  [Delete your account](#)
-  [Manage my mobile devices](#)
-  [Display my sessions](#)
You can view the sessions opened for visited applications.
-  [Link my eID](#)
You can link your eID to your EU Login account.
-  [My EU Login Account Details](#)

Last update: 10/02/2016 (4.6.1-hum) | 11 ms | Contact | Privacy Statement | Top

Contact | Privacy Statement | English (en)

 EUROPEAN COMMISSION AUTHENTICATION SERVICE (EU LOGIN)


EUROPA > Authentication Service > Manage my ECAS mobile app devices

Change password | My Account | Help | Logout

External
Bertie BEXPERT (BEXPEBE)

Manage my mobile devices

< MY ACCOUNT

-  [Add a mobile device](#)

Last update: 10/02/2016 (4.6.1-hum) | 16 ms | Contact | Privacy Statement | Top

To see the number of services accessed during your current session, click on **Display my sessions**.

EUROPEAN COMMISSION AUTHENTICATION SERVICE (EU LOGIN)

EUROPA > Authentication Service > My Account

External
Bertie BEXPERT (BEXPEBE)

My Account

- Modify my personal data
- Manage my mobile phone numbers
- Delete your account
- Manage my mobile devices
- Display my sessions**
You can view the sessions opened for visited applications.
- Link my eID
You can link your eID to your EU Login account.
- My EU Login Account Details

Last update: 10/02/2016 (4.6.1-hum) | 11 ms | Contact | Privacy Statement | Top

EUROPEAN COMMISSION AUTHENTICATION SERVICE (EU LOGIN)

EUROPA > Authentication Service > Visited applications

External
Bertie BEXPERT (BEXPEBE)

Number of services accessed during the current session

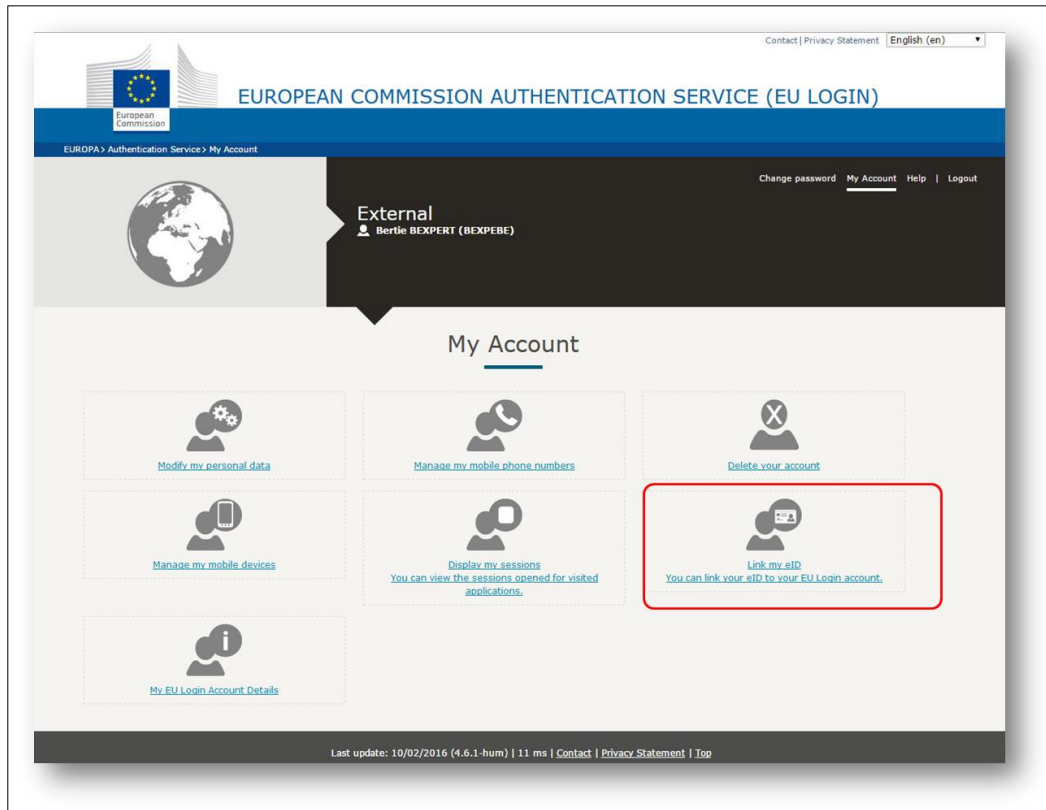
< MY ACCOUNT

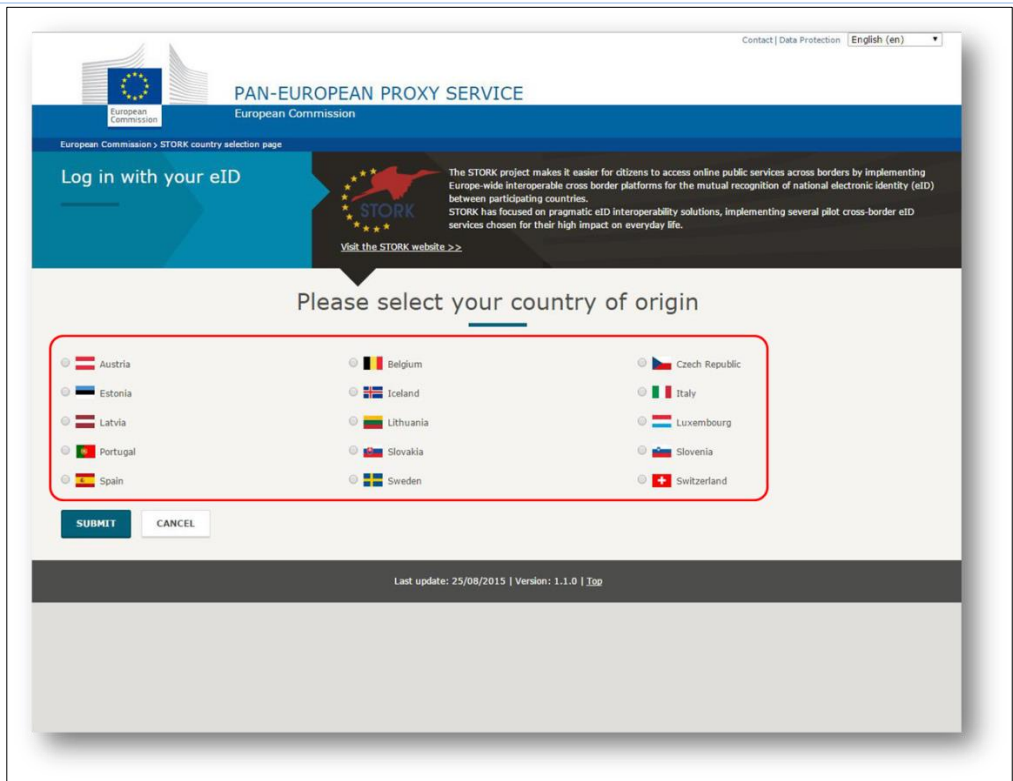
| | |
|---|--|
| Date | 20/04/2016 09:38 GMT |
| Service URL | https://webgate.ec.europa.eu/ffdfs/wikis/login.action?os_destination=%2Fspaces%2Fviewspace.action%3Fkey%3DNAITDOC&permissionViolation=true |
| IP address | 158.166.202.71 |
| Browser | Mozilla/5.0 AppleWebKit/537.36 Chrome/49.0.2623.110 Safari/537.36 |
| Number of services accessed during this session | |

Last update: 10/02/2016 (4.6.1-hum) | 12 ms | Contact | Privacy Statement | Top

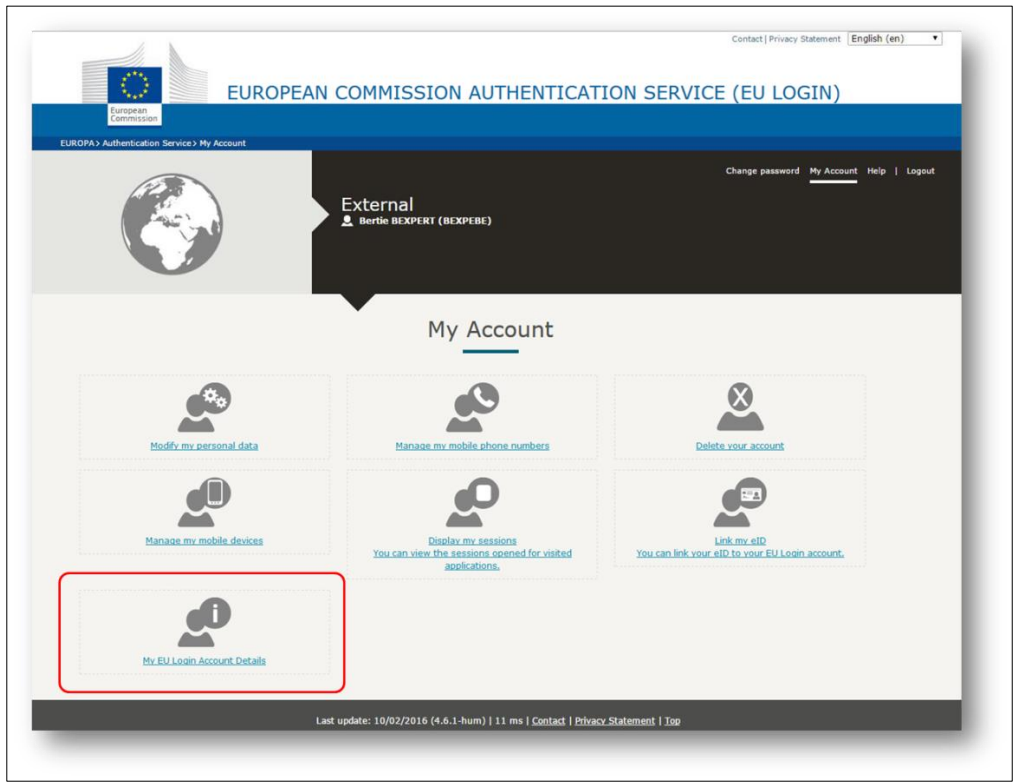
To link your eID (eletronic ID) to your EU Login account, click on **Link my eID**. This option can link your national electronic identity to your EU Login account.

This option is only available in a number of countries (see screenshot below) and if a card reader is used.





To return to your EU Login account details click on **My EU Login Account Details**.



Contact | Privacy Statement | English (en) ▼



EUROPEAN COMMISSION AUTHENTICATION SERVICE (EU LOGIN)

EUROPA > Authentication Service > My ECAS Account Details

Change password | My Account | Help | Logout



External

Bertie BEXPERT (BEXPEBE)



My EU Login Account Details

[← MY ACCOUNT](#)

| | |
|--|----------------------------|
| Username | BEXPEBE |
| Domain | External |
| Unique identifier at the Commission (uid) | nbexpebe |
| Most recent login | 20/04/2016 11:55 GMT+02:00 |
| Previous login | 20/04/2016 11:46 GMT+02:00 |
| Account created | 11/12/2013 13:40 GMT+01:00 |
| Name | BEXPERT Bertie |
| Email preferred language | en |
| E-mail | bertieexpertb@gmail.com |
| Password last changed | 20/04/2016 11:38 GMT+02:00 |
| Password expires (as defined by the policy currently in force) | 17/10/2016 11:38 GMT+02:00 |
| Password last reset | 11/12/2013 13:40 GMT+01:00 |
| Password reset last requested | 11/12/2013 13:40 GMT+01:00 |
| Number of good logins | 20 |
| Number of bad logins | 3 |
| Last unlock time | |
| Last authentication failure | 20/04/2016 11:36 GMT+02:00 |
| Group Membership(s) | AIDA_SELFRG |
| Mobile phone number(s) | |
| Mobile device(s) | |
| DigiPass serial number(s) | [] |
| Delegate of the following DBMs | [] |
| List of Federated IDs | [] |

I want to receive email notifications.

[CHANGE](#)

Last update: 10/02/2016 (4.6.1-hum) | 30 ms | [Contact](#) | [Privacy Statement](#) | [Top](#)