

Video - I. dio (dodavanje rezultata, loga i URL linka projektnoj kartici; podnošenje projektne kartice na pregled programskim djelatnicima Agencije):

<https://www.youtube.com/watch?v=GITfhwUbUso&feature=youtu.be>

Video - II. dio (unošenje promjena nakon zahtjeva programskog djelatnika Agencije):

<https://www.youtube.com/watch?v=jrsA10DRSkU&feature=youtu.be>

Slide 1 - Slide 1



The image shows a slide from a presentation. At the top left, there is the European Commission logo, which includes the European Union flag and the text 'European Commission'. To the right of the logo, the text 'EAC Dissemination Platform' is displayed in a blue rounded rectangle. Below this, a dark blue horizontal bar contains the text 'Erasmus+ Beneficiary's Dashboard' in white. The main body of the slide is light blue, with a prominent red horizontal band in the center. Inside this red band, the text 'Welcome to the Beneficiary's Dashboard in the Erasmus+ Dissemination Platform' is written in white. The bottom portion of the slide is also light blue.

European Commission

## EAC Dissemination Platform

### Erasmus+ Beneficiary's Dashboard

## How to add and submit changes

In this demo you will see...

- how to add results to your project
- how to add a logo and URL to the project card
- how to submit for review

how to submit for review, how to add results to your project, how to add a logo and URL to the project card and

#### Text Captions

# EAC Dissemination Platform

## Erasmus+ Beneficiary's Dashboard

## How to add and submit changes

In this demo you will see how to add results to your project, how to add a logo and URL to the project card and how to submit for review.

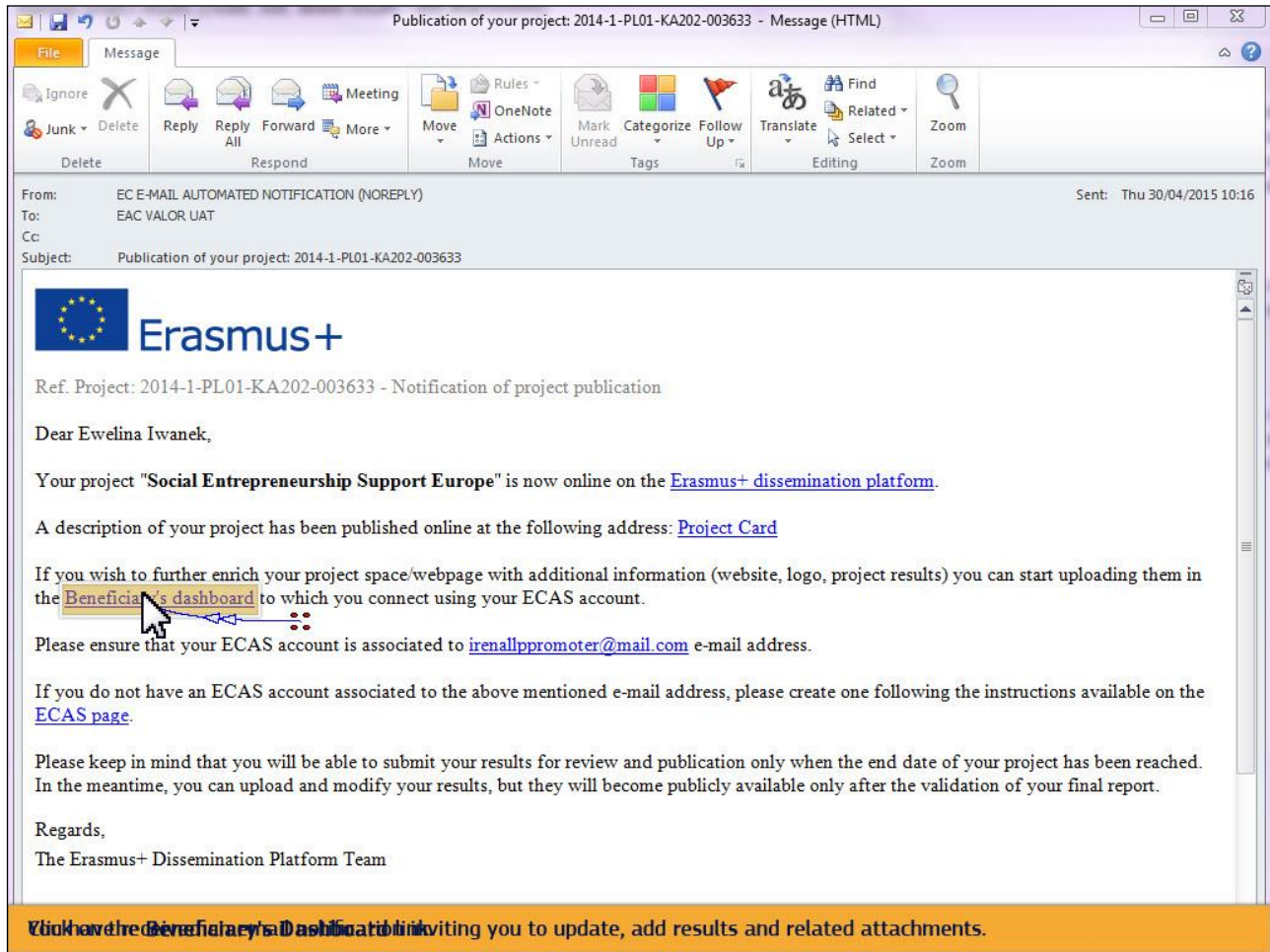
Slide 2 - Slide 2

The screenshot displays the Erasmus+ website interface. At the top right, there are links for 'Legal notice', 'Cookies', 'Contact', 'Search', and 'English (en)'. The main header features the European Commission logo and the text 'ERASMUS+ EU programme for education, training, youth and sport'. Below this is a breadcrumb trail: 'European Commission > Programmes > Erasmus+ > Projects'. A navigation bar includes a home icon, 'Help', 'Contact Us', 'Legal Issues', and 'Login'. The central banner shows a group of diverse people jumping joyfully against a blue sky. Overlaid on this is a search bar with the text 'Search by keyword' and a 'Search' button. Below the search bar are radio buttons for 'Projects' (selected) and 'Results', and a 'Show advanced criteria' dropdown. At the bottom of the banner, there is a small text credit: 'iStock. © Christopher Fletcher'. Below the banner, the section is titled 'Dissemination Platform' and contains the text: 'Welcome to the Erasmus+ website for dissemination and exploitation of results. Here you can find project information and results of all projects supported by the European Commission under the integrated Erasmus+ Programme for Education, Training, Youth and Sport.' At the very bottom, a yellow notification banner states: 'Your project has been published in the EAC Dissemination Platform.' Navigation links for 'Education and Training, Youth and Sport', 'DG Education and Culture', 'Partners & networks', and 'Commissioner' are visible at the bottom of the page.

Text Captions

Your project has been published in the **EAC Dissemination Platform**.

## Slide 3 - Slide 3



## Text Captions

You have received an email notification inviting you to update, add results and related attachments.

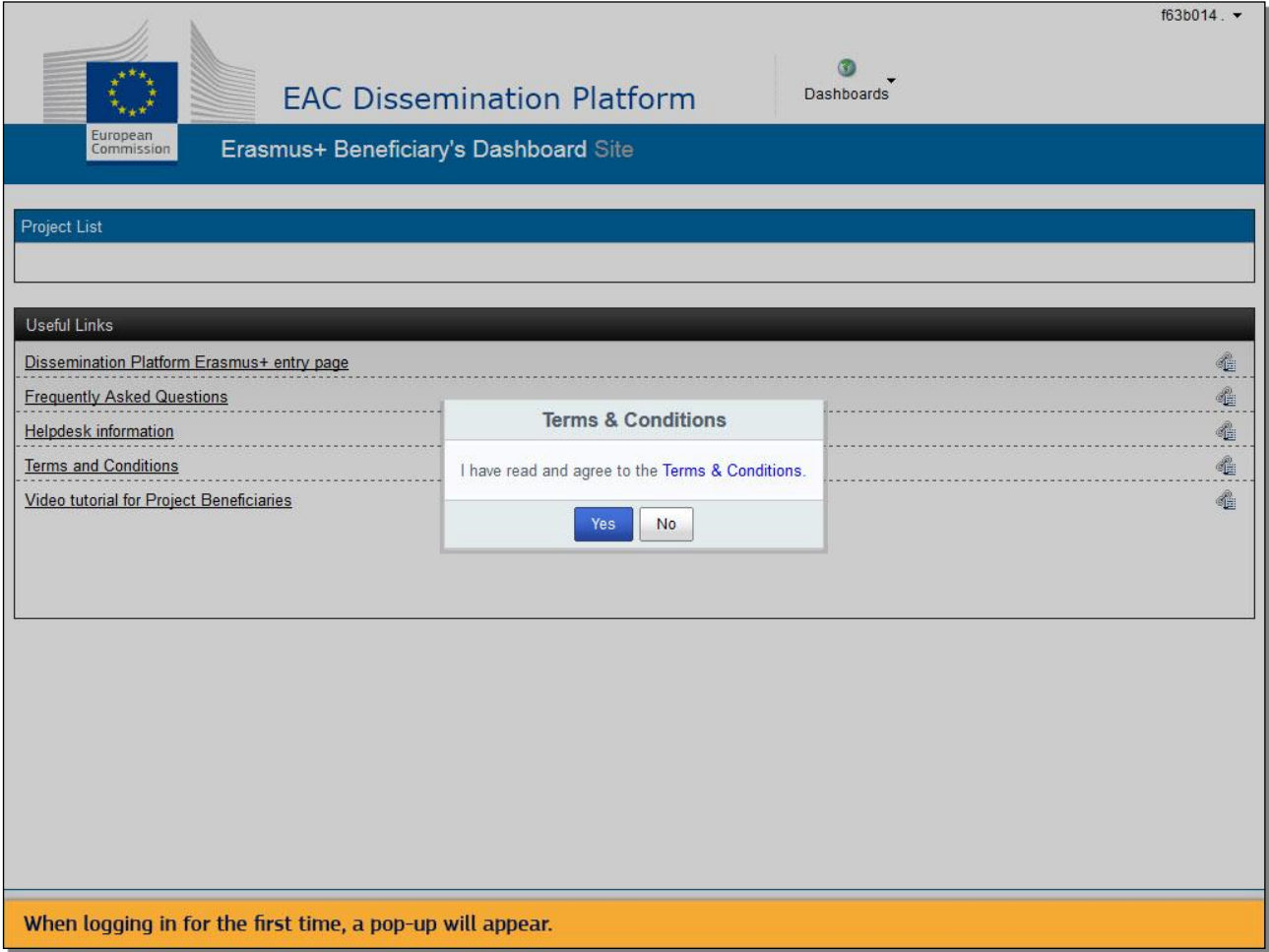
Click on the **Beneficiary's Dashboard** link.

Slide 4 - Slide 4

**Text Captions**

In order to get access to the **Beneficiary's Dashboard**, you have to log in using your **ECAS** username and password.

Slide 5 - Slide 5



Text Captions

When logging in for the first time, a pop-up will appear.

Slide 6 - Slide 6

The screenshot displays the EAC Dissemination Platform Erasmus+ Beneficiary's Dashboard Site. The header includes the European Commission logo and the text "EAC Dissemination Platform" and "Erasmus+ Beneficiary's Dashboard Site". A "Dashboards" menu is visible in the top right. Below the header, there is a "Project List" section and a "Useful Links" section. The "Useful Links" section contains several links: "Dissemination Platform Erasmus+ entry page", "Frequently Asked Questions", "Helpdesk information", "Terms and Conditions", and "Video tutorial for Project Beneficiaries". A modal dialog box titled "Terms & Conditions" is overlaid on the page. The dialog box contains the text "I have read and agree to the Terms & Conditions." and two buttons: "Yes" and "No". A mouse cursor is pointing at the "Yes" button. At the bottom of the screenshot, there is an orange banner with the text: "Click on the hyperlink **Terms & Conditions** in order to read and agree with the terms and conditions."

**Text Captions**

Click on the hyperlink **Terms & Conditions** in order to read and agree with the terms and conditions.

Slide 8 - Slide 8

PLEASE READ THE *TERMS of USE* BELOW BEFORE UPLOADING OR SUBMITTING CONTENT. ANY SUBMISSION OF CONTENT IS CONDITIONAL UPON ACCEPTANCE OF THESE TERMS. Requesting access to this platform, accessing it or registering on it signifies unconditional acceptance of these TERMS of USE. Please also check the [Europa website LEGAL NOTICE](#) to which this platform is subject, and the terms and conditions to upload content and to download content, incorporated herein by reference.

**TERMS of USE**

The VALOR Dissemination Platform is a project owned by the European Union which offers a comprehensive overview of projects funded under the new Erasmus+ and Creative Europe programmes as well as some projects funded under the previous programmes (Lifelong Learning, Youth in Action, Culture).

The Dissemination Platform serves the following **purposes**:

- Information tool for the public to provide relevant and interesting content;
- Highlight projects qualified as good practice examples/success stories;
- Projects database (project summaries, links, main products and outcomes);
- Source of information for the Commission Open Data Portal.

Only project beneficiaries are given access to upload content and as a project beneficiary, you can

Please pay particular attention to the copyright clauses.

**Text Captions**

Please pay particular attention to the copyright clauses.



Slide 10 - Slide 10

The screenshot displays the 'EAC Dissemination Platform' interface. At the top, there is a header with the European Commission logo and the text 'Erasmus+ Beneficiary's Dashboard Site'. A 'Dashboards' dropdown menu is visible in the top right. Below the header, there is a 'Project List' section and a 'Useful Links' section containing links for 'Dissemination Platform Erasmus+ entry page', 'Frequently Asked Questions', 'Helpdesk information', 'Terms and Conditions', and 'Video tutorial for Project Beneficiaries'. A modal dialog box titled 'Terms & Conditions' is overlaid on the page, containing the text 'I have read and agree to the Terms & Conditions.' and two buttons: 'Yes' and 'No'. A mouse cursor is pointing at the 'Yes' button. A blue arrow points from the 'Yes' button to the 'Dashboards' dropdown menu. At the bottom of the page, an orange banner contains the text: 'By clicking on YES this message will not appear anymore.'

**Text Captions**

By clicking on **YES** this message will not appear anymore.

Slide 13 - Slide 13

The screenshot displays the EAC Dissemination Platform interface. At the top, there is a header with the European Commission logo and the text 'EAC Dissemination Platform' and 'Erasmus+ Beneficiary's Dashboard Site'. A 'Dashboards' menu is visible in the top right. Below the header is a 'Project List' section containing a table with the following data:

| Identifier                        | Title   | Status  | Key Action   | Action Type  |  |
|-----------------------------------|---|---|--|--|--|
| 2014-1-FR01-KA103-TRAINING-000207 | Higher education student and staff mobility project         | Available for submission after all results uploaded | Learning Mobility of Individuals                             | Higher education student and staff mobility                  |  |
| 2014-1-FR01-KA200-TRAINING-008565 | Harvesting with Marteloscope Methodology in a European Ring | Open for uploading results                          | Cooperation for innovation and the exchange of good practice | Strategic Partnerships addressing more than one field        |  |
| 2015-1-FR01-KA202-TRAINING-013192 | e-Platforma UEK (Moodle)                                    | Open for uploading results                          | Cooperation for innovation and the exchange of good practice | Strategic Partnerships for vocational education and training |  |

Below the table, there is a pagination control: '< prev 1 next > for 3 project(s)'. Underneath is a 'Useful Links' section with the following links:

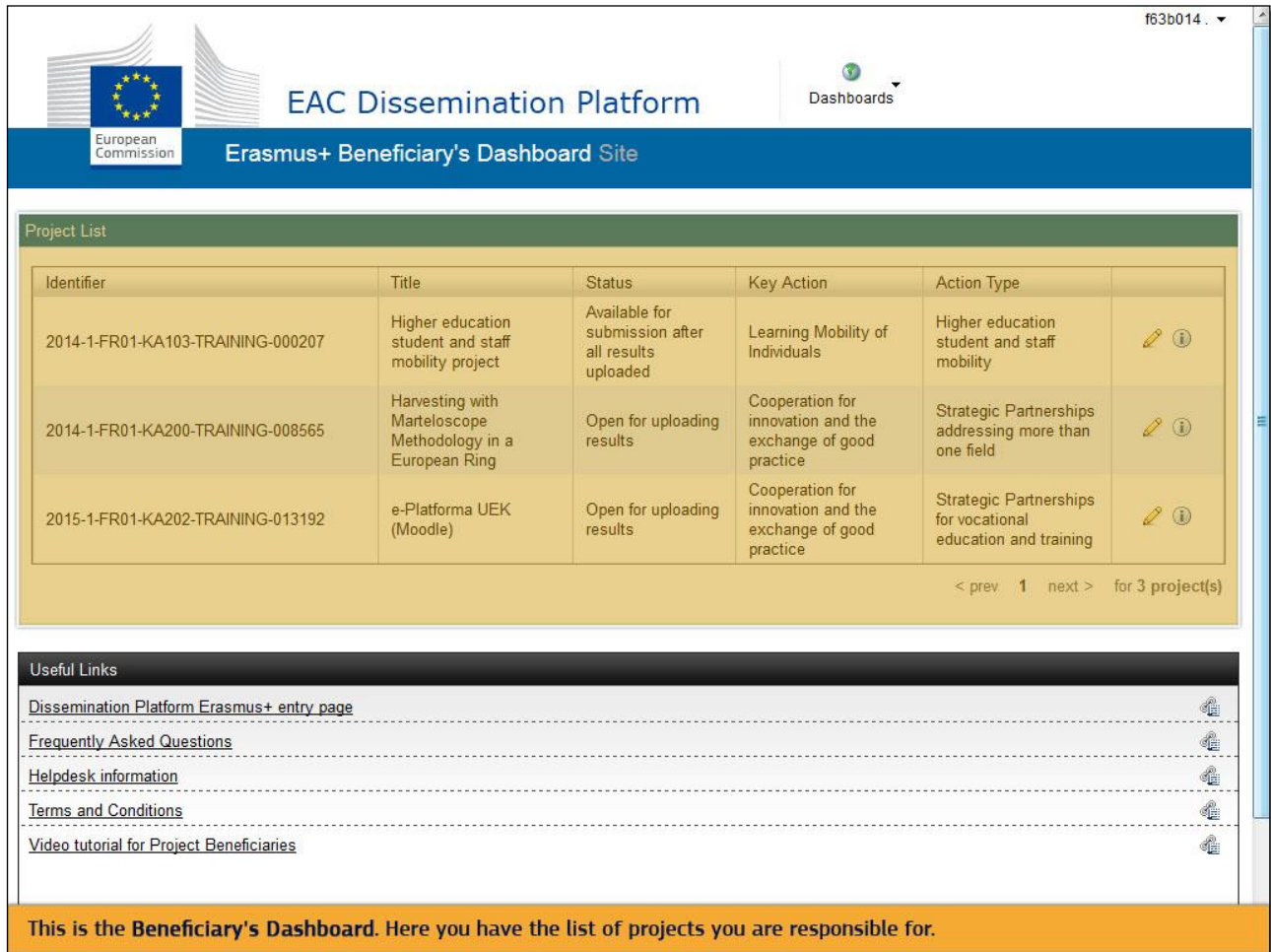
- [Dissemination Platform Erasmus+ entry page](#)
- [Frequently Asked Questions](#)
- [Helpdesk information](#)
- [Terms and Conditions](#) (highlighted in yellow)
- [Video tutorial for Project Beneficiaries](#)

At the bottom of the dashboard, a yellow banner contains the text: 'However, you can always find the Terms and Conditions document under Useful Links.'

**Text Captions**

However, you can always find the **Terms and Conditions** document under **Useful Links**.







Slide 14 - Slide 14



European Commission EAC Dissemination Platform Dashboards






Erasmus+ Beneficiary's Dashboard Site

Project List

| Identifier                        | Title   | Status  | Key Action   | Action Type  |   |
|-----------------------------------|---|---|--|--|---|
| 2014-1-FR01-KA103-TRAINING-000207 | Higher education student and staff mobility project         | Available for submission after all results uploaded | Learning Mobility of Individuals                             | Higher education student and staff mobility                  |   |
| 2014-1-FR01-KA200-TRAINING-008565 | Harvesting with Marteloscope Methodology in a European Ring | Open for uploading results                          | Cooperation for innovation and the exchange of good practice | Strategic Partnerships addressing more than one field        |   |
| 2015-1-FR01-KA202-TRAINING-013192 | e-Platforma UEK (Moodle)                                    | Open for uploading results                          | Cooperation for innovation and the exchange of good practice | Strategic Partnerships for vocational education and training |   |

< prev 1 next > for 3 project(s)

Useful Links

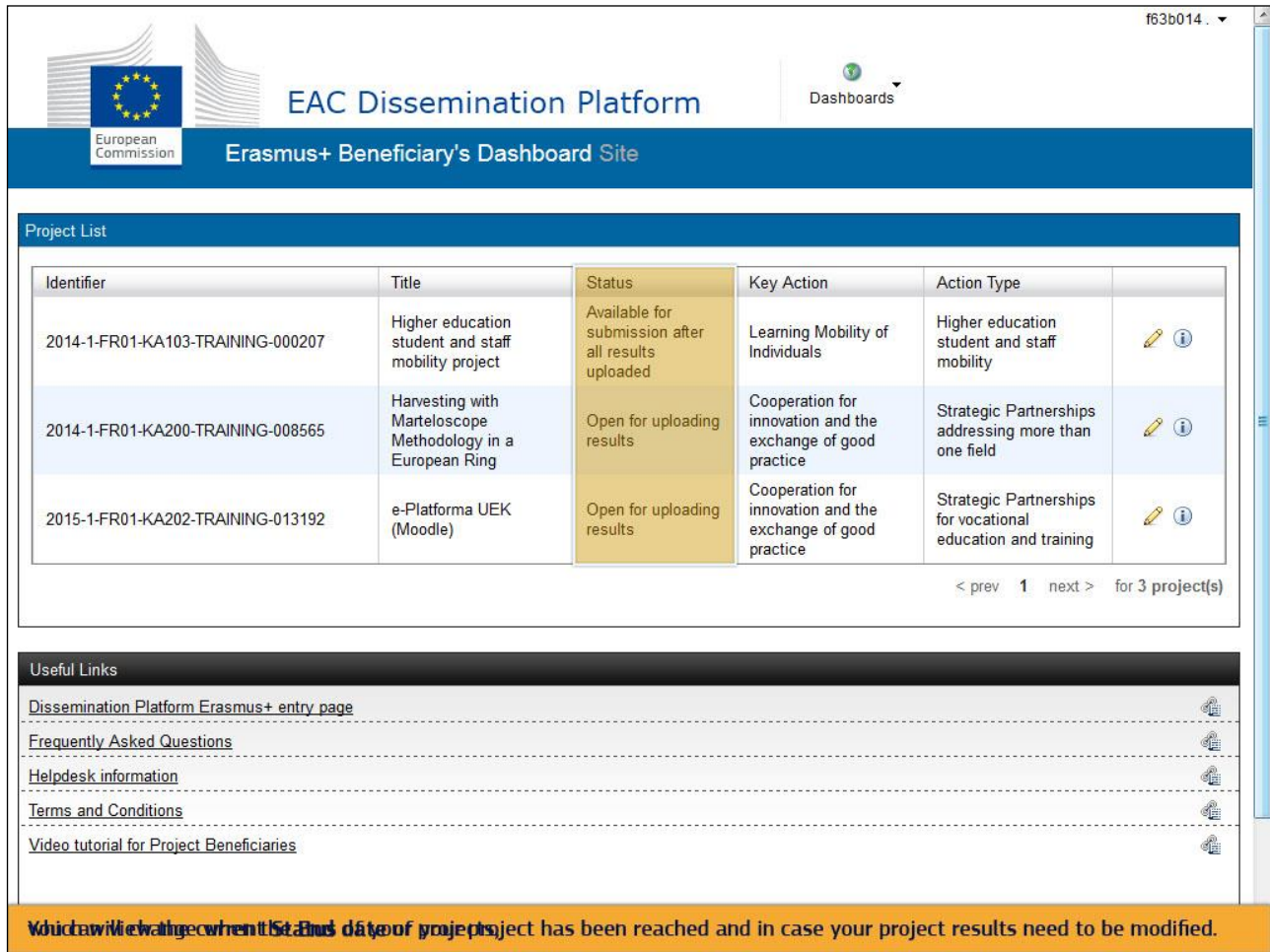
- [Dissemination Platform Erasmus+ entry page](#) 
- [Frequently Asked Questions](#) 
- [Helpdesk information](#) 
- [Terms and Conditions](#) 
- [Video tutorial for Project Beneficiaries](#) 

This is the **Beneficiary's Dashboard**. Here you have the list of projects you are responsible for.

**Text Captions**

This is the **Beneficiary's Dashboard**. Here you have the list of projects you are responsible for.







Slide 15 - Slide 15



European Commission EAC Dissemination Platform Dashboards

Erasmus+ Beneficiary's Dashboard Site

Project List

| Identifier                        | Title   | Status  | Key Action   | Action Type  |   |
|-----------------------------------|---|---|--|--|---|
| 2014-1-FR01-KA103-TRAINING-000207 | Higher education student and staff mobility project         | Available for submission after all results uploaded | Learning Mobility of Individuals                             | Higher education student and staff mobility                  |   |
| 2014-1-FR01-KA200-TRAINING-008565 | Harvesting with Marteloscope Methodology in a European Ring | Open for uploading results                          | Cooperation for innovation and the exchange of good practice | Strategic Partnerships addressing more than one field        |   |
| 2015-1-FR01-KA202-TRAINING-013192 | e-Platforma UEK (Moodle)                                    | Open for uploading results                          | Cooperation for innovation and the exchange of good practice | Strategic Partnerships for vocational education and training |   |

< prev 1 next > for 3 project(s)

Useful Links

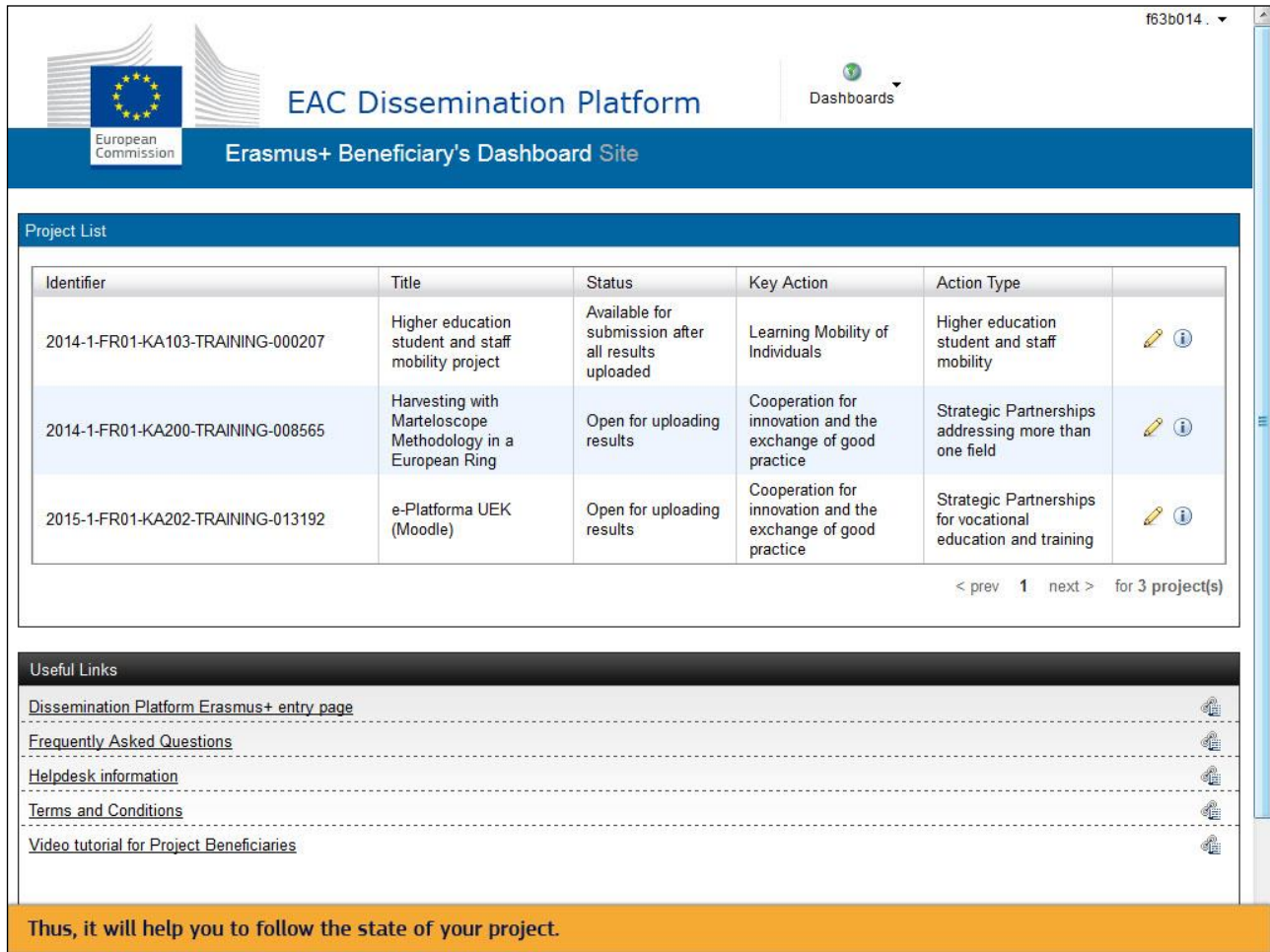
- [Dissemination Platform Erasmus+ entry page](#)
- [Frequently Asked Questions](#)
- [Helpdesk information](#)
- [Terms and Conditions](#)
- [Video tutorial for Project Beneficiaries](#)

You can view the current Status of your projects, which will change when the End date of your project has been reached and in case your project results need to be modified.

**Text Captions**

You can view the current **Status** of your projects, which will change when the **End date** of your project has been reached and in case your project results need to be modified.







Slide 16 - Slide 16



European Commission EAC Dissemination Platform Dashboards






Erasmus+ Beneficiary's Dashboard Site

Project List

| Identifier                        | Title   | Status  | Key Action   | Action Type  |   |
|-----------------------------------|---|---|--|--|---|
| 2014-1-FR01-KA103-TRAINING-000207 | Higher education student and staff mobility project         | Available for submission after all results uploaded | Learning Mobility of Individuals                             | Higher education student and staff mobility                  |   |
| 2014-1-FR01-KA200-TRAINING-008565 | Harvesting with Marteloscope Methodology in a European Ring | Open for uploading results                          | Cooperation for innovation and the exchange of good practice | Strategic Partnerships addressing more than one field        |   |
| 2015-1-FR01-KA202-TRAINING-013192 | e-Platforma UEK (Moodle)                                    | Open for uploading results                          | Cooperation for innovation and the exchange of good practice | Strategic Partnerships for vocational education and training |   |

< prev 1 next > for 3 project(s)

Useful Links

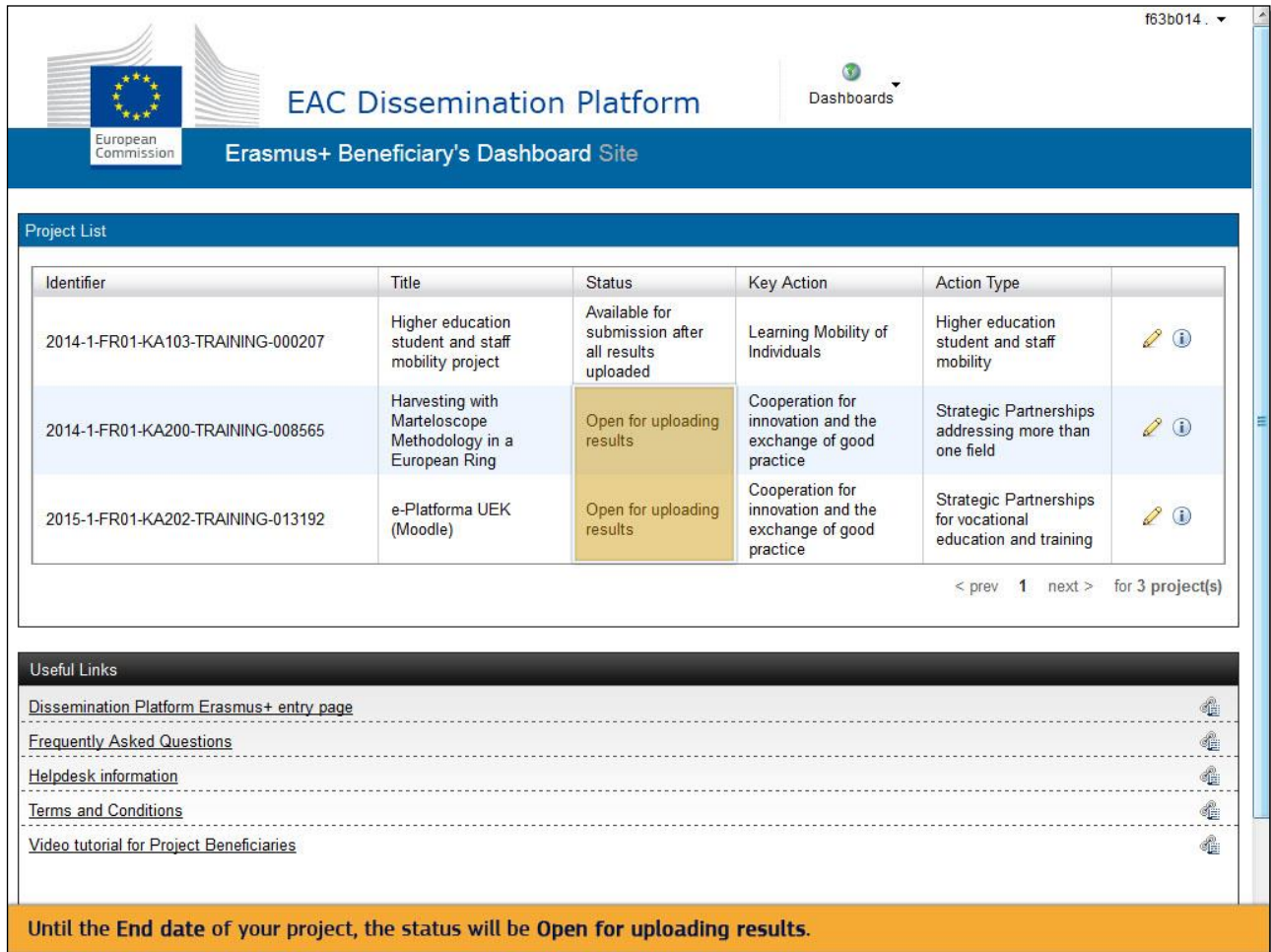
- [Dissemination Platform Erasmus+ entry page](#) 
- [Frequently Asked Questions](#) 
- [Helpdesk information](#) 
- [Terms and Conditions](#) 
- [Video tutorial for Project Beneficiaries](#) 

Thus, it will help you to follow the state of your project.

**Text Captions**

Thus, it will help you to follow the state of your project.







Slide 17 - Slide 17



European Commission EAC Dissemination Platform Dashboards






Erasmus+ Beneficiary's Dashboard Site

Project List

| Identifier                        | Title   | Status  | Key Action   | Action Type  |   |
|-----------------------------------|---|---|--|--|---|
| 2014-1-FR01-KA103-TRAINING-000207 | Higher education student and staff mobility project         | Available for submission after all results uploaded | Learning Mobility of Individuals                             | Higher education student and staff mobility                  |   |
| 2014-1-FR01-KA200-TRAINING-008565 | Harvesting with Marteloscope Methodology in a European Ring | Open for uploading results                          | Cooperation for innovation and the exchange of good practice | Strategic Partnerships addressing more than one field        |   |
| 2015-1-FR01-KA202-TRAINING-013192 | e-Platforma UEK (Moodle)                                    | Open for uploading results                          | Cooperation for innovation and the exchange of good practice | Strategic Partnerships for vocational education and training |   |

< prev 1 next > for 3 project(s)

Useful Links

- [Dissemination Platform Erasmus+ entry page](#) 
- [Frequently Asked Questions](#) 
- [Helpdesk information](#) 
- [Terms and Conditions](#) 
- [Video tutorial for Project Beneficiaries](#) 







Until the End date of your project, the status will be Open for uploading results.

**Text Captions**

Until the **End date** of your project, the status will be **Open for uploading results**.

Slide 18 - Slide 18

The screenshot shows the EAC Dissemination Platform interface. At the top, there is a header with the European Commission logo and the text "EAC Dissemination Platform" and "Erasmus+ Beneficiary's Dashboard Site". A "Dashboards" menu is visible in the top right. Below the header is a "Project List" section containing a table with three project entries. Each entry has columns for Identifier, Title, Status, Key Action, and Action Type, along with an "Edit" icon (pencil) and an information icon (i). A blue arrow points to the "Edit" icon for the third project. Below the table is a pagination control showing "< prev 1 next > for 3 project(s)". At the bottom of the dashboard is a "Useful Links" section with five links: "Dissemination Platform Erasmus+ entry page", "Frequently Asked Questions", "Helpdesk information", "Terms and Conditions", and "Video tutorial for Project Beneficiaries". A yellow banner at the very bottom of the dashboard contains the text: "In order to edit the project card click on the Edit icon."

| Identifier                        | Title   | Status  | Key Action   | Action Type  |   |
|-----------------------------------|---|---|--|--|---|
| 2014-1-FR01-KA200-TRAINING-008565 | Harvesting with Marteloscope Methodology in a European Ring | Open for uploading results                          | Cooperation for innovation and the exchange of good practice | Strategic Partnerships addressing more than one field        |   |
| 2014-1-FR01-KA103-TRAINING-000207 | Higher education student and staff mobility project         | Available for submission after all results uploaded | Learning Mobility of Individuals                             | Higher education student and staff mobility                  |   |
| 2015-1-FR01-KA202-TRAINING-013192 | e-Platforma UEK (Moodle)                                    | Open for uploading results                          | Cooperation for innovation and the exchange of good practice | Strategic Partnerships for vocational education and training |   |

< prev 1 next > for 3 project(s)

**Useful Links**

- [Dissemination Platform Erasmus+ entry page](#)
- [Frequently Asked Questions](#)
- [Helpdesk information](#)
- [Terms and Conditions](#)
- [Video tutorial for Project Beneficiaries](#)

In order to edit the project card click on the Edit icon.

**Text Captions**

In order to edit the project card click on the **Edit** icon.

Slide 21 - Slide 21

The screenshot shows the 'Project Information' page on the EAC Dissemination Platform. The page header includes the European Commission logo and the text 'EAC Dissemination Platform'. A 'Dashboards' menu is visible in the top right. The main content area is titled 'Project Information' and contains a form with two tabs: 'Project Details' (selected) and 'Results'. The form fields are: 'Project Number: \*' with the value '2015-1-FR01-KA202-TRAINING-013192'; 'Title:' with the value 'e-Platforma UEK (Moodle)'; 'End date:' with the value '1/9/2017' and a format hint 'DD/MM/YYYY'; and 'URL:' which is empty. To the right of the form is a circular placeholder labeled 'LOGO' with an 'Upload logo' link below it. At the bottom of the form are 'Save' and 'Cancel' buttons. Below the form, separated by a dashed line, are 'Save & Submit' and 'Go Back' buttons. A yellow banner at the bottom of the page contains the text: 'You are now ready to complete your project card.'

**Text Captions**

You are now ready to complete your project card.



Slide 22 - Slide 22

The screenshot shows the 'Project Information' page on the EAC Dissemination Platform. The page header includes the European Commission logo and the text 'EAC Dissemination Platform'. A 'Dashboards' menu is visible in the top right. The main content area has two tabs: 'Project Details' (selected) and 'Results'. The 'Project Details' tab contains the following fields:

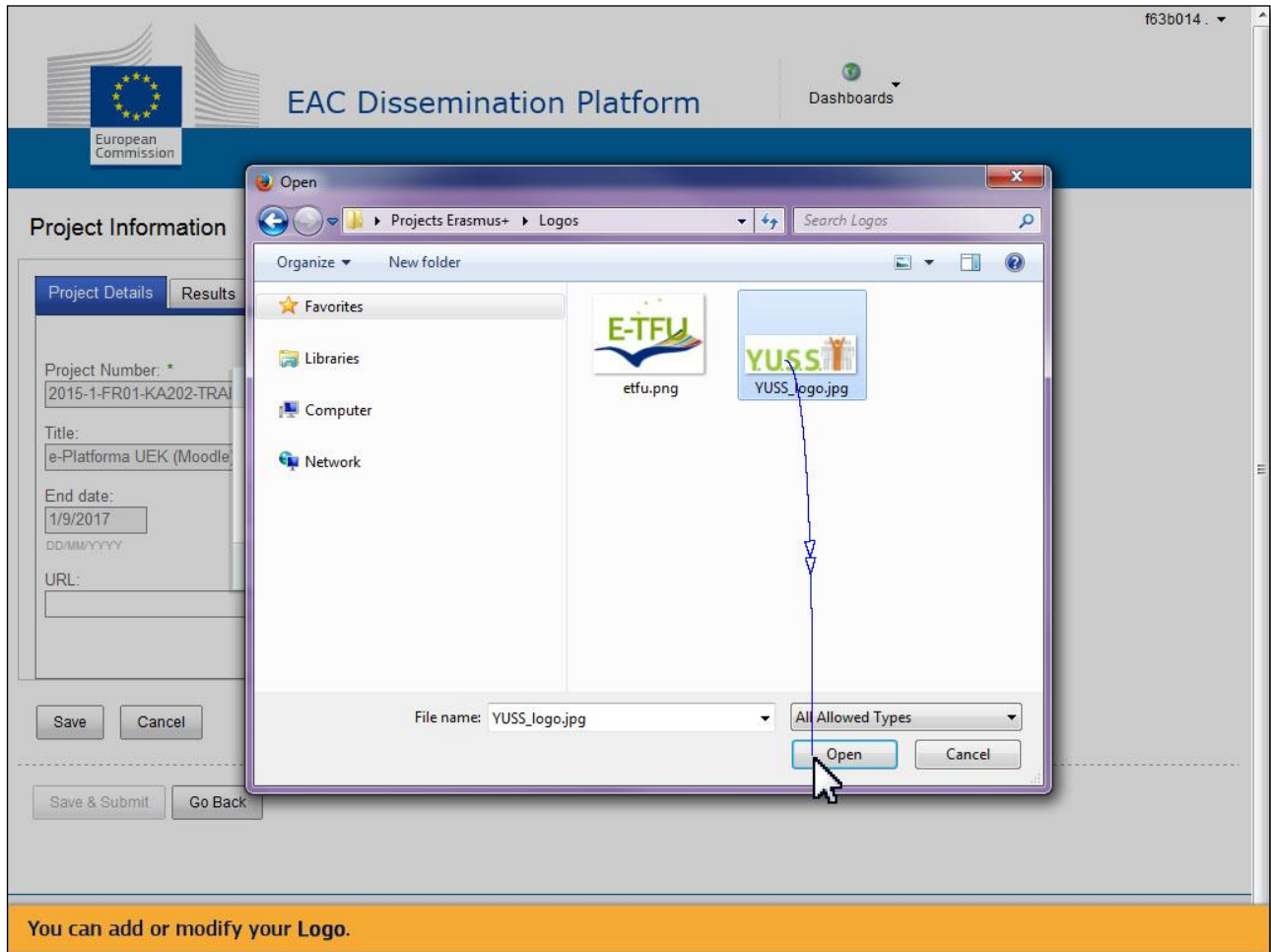
- Project Number: \* (2015-1-FR01-KA202-TRAINING-013192)
- Title: (e-Platforma UEK (Moodle))
- End date: (1/9/2017) with a date picker icon and 'DD/MM/YYYY' format indicator.
- URL: (empty)

To the right of these fields is a square placeholder with a brown circle and the word 'LOGO' inside. Below the placeholder is a link labeled 'Upload logo'. A blue arrow points to this link. At the bottom of the form are two buttons: 'Save' and 'Cancel'. Below a dashed line are two more buttons: 'Save & Submit' and 'Go Back'. At the very bottom of the page is a yellow banner with the text: 'You can add or modify your Logo.'

**Text Captions**

You can add or modify your **Logo**.

Slide 25 - Slide 25



**Text Captions**

You can add or modify your **Logo**.

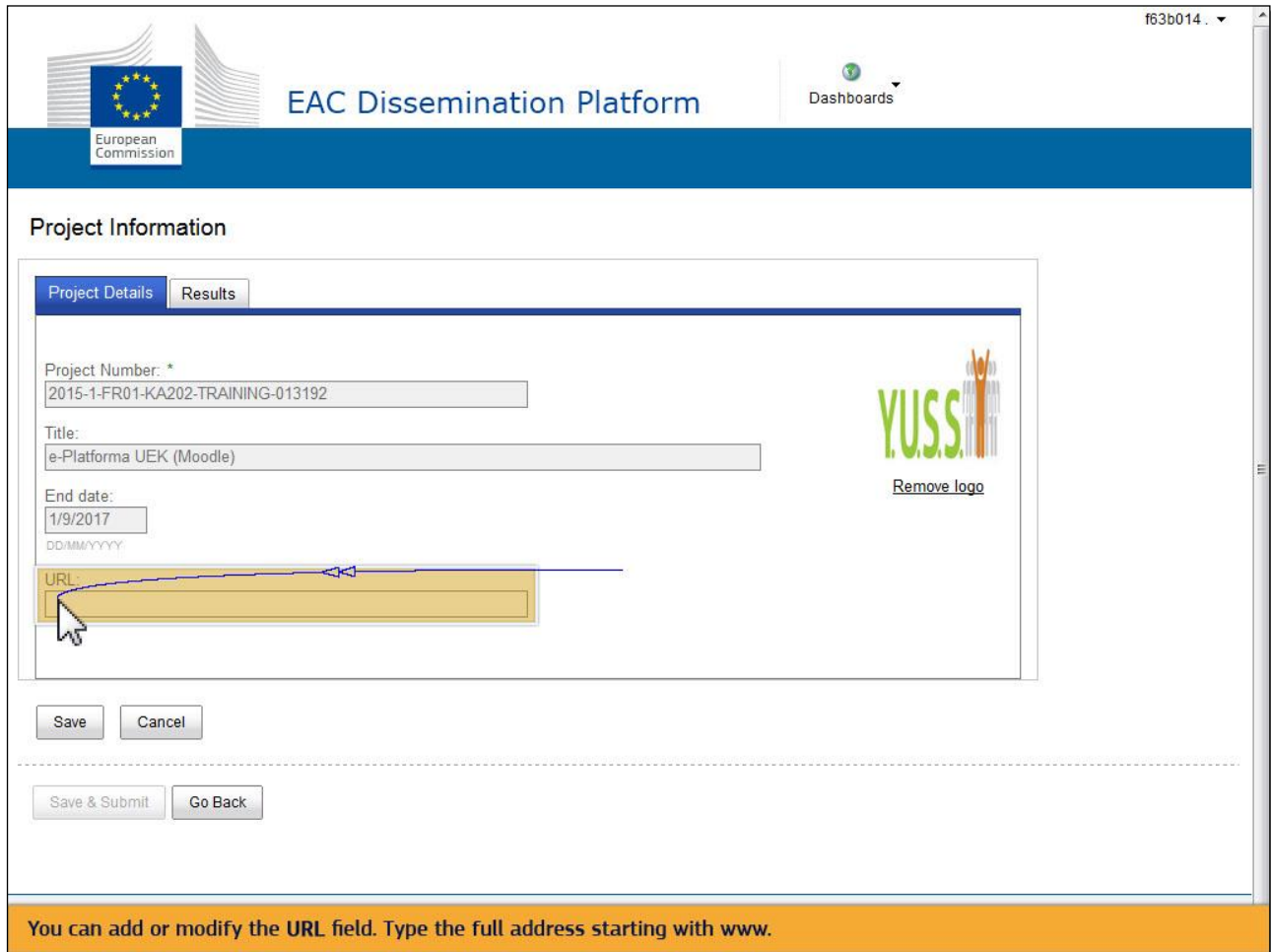
Slide 30 - Slide 30

The screenshot displays the EAC Dissemination Platform interface. At the top, there is a header with the European Commission logo and the text "EAC Dissemination Platform". A "Dashboards" menu is visible in the top right. The main content area is titled "Project Information" and contains a form with tabs for "Project Details" and "Results". The "Project Details" tab is active, showing fields for "Project Number" (2015-1-FR01-KA202-TRA), "Title" (e-Platforma UEK (Moodle)), "End date" (1/9/2017), and "URL". An "Upload File" dialog box is overlaid on the form, showing a progress bar at 100% and a message "YUSS\_logo.jpg (13 KB) Success". An "OK" button is highlighted with a mouse cursor. Below the form are "Save" and "Cancel" buttons, and further down, "Save & Submit" and "Go Back" buttons. At the bottom of the page, an orange banner contains the text "You can add or modify your Logo."

**Text Captions**

You can add or modify your **Logo**.

Slide 31 - Slide 31



European Commission

EAC Dissemination Platform

Dashboards

Project Information

Project Details Results

Project Number: \*  
2015-1-FR01-KA202-TRAINING-013192

Title:  
e-Platforma UEK (Moodle)

End date:  
1/9/2017  
DD/MM/YYYY

URL

YUSS  
Remove logo

Save Cancel

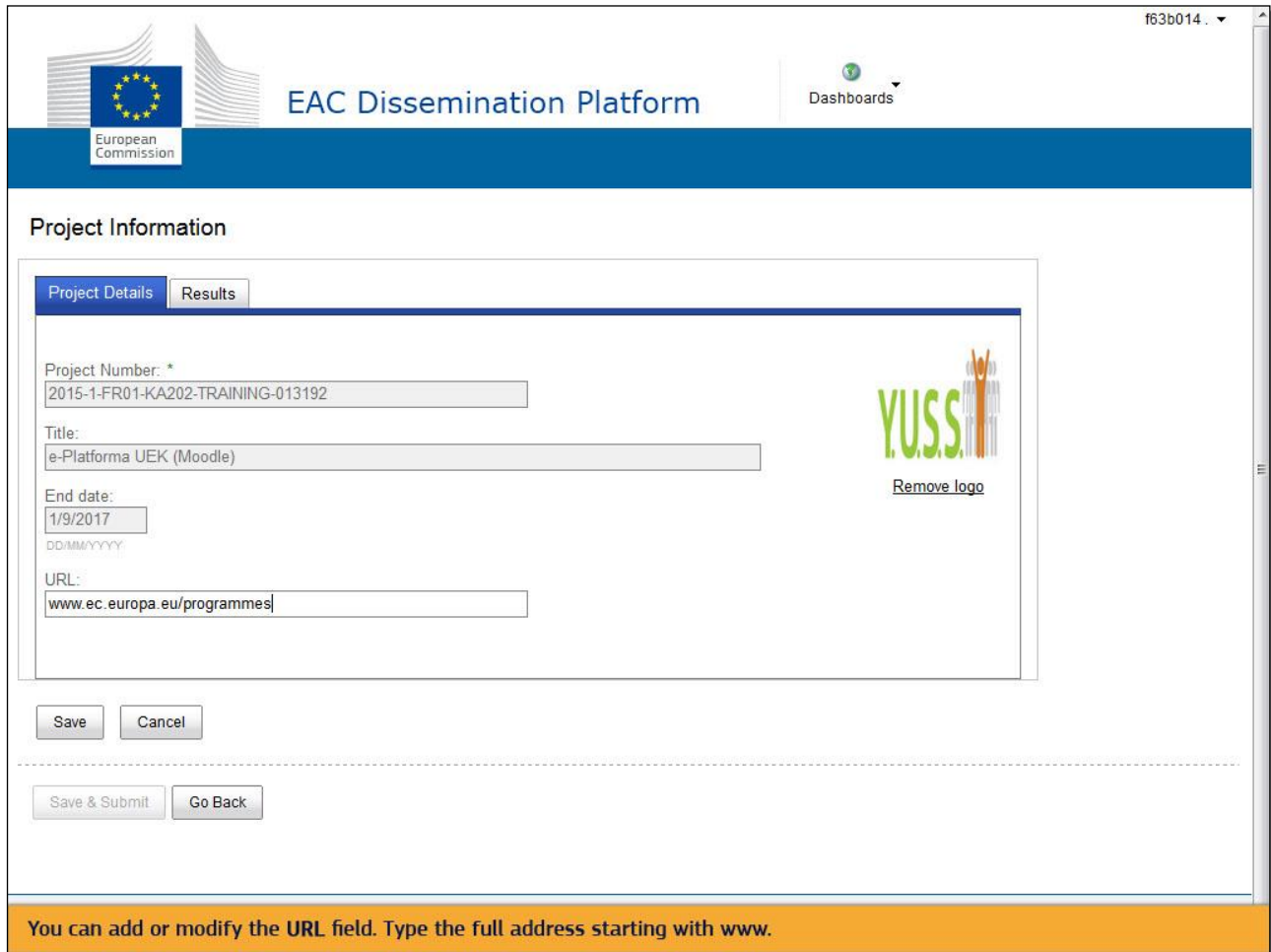
Save & Submit Go Back

You can add or modify the URL field. Type the full address starting with www.

**Text Captions**

You can add or modify the **URL** field. Type the full address starting with www.

Slide 32 - Slide 32



European Commission

EAC Dissemination Platform

Dashboards

Project Information

Project Details Results

Project Number: \*  
2015-1-FR01-KA202-TRAINING-013192

Title:  
e-Platforma UEK (Moodle)

End date:  
1/9/2017  
DD/MM/YYYY

URL:  
www.ec.europa.eu/programmes

YUSS  
Remove logo

Save Cancel

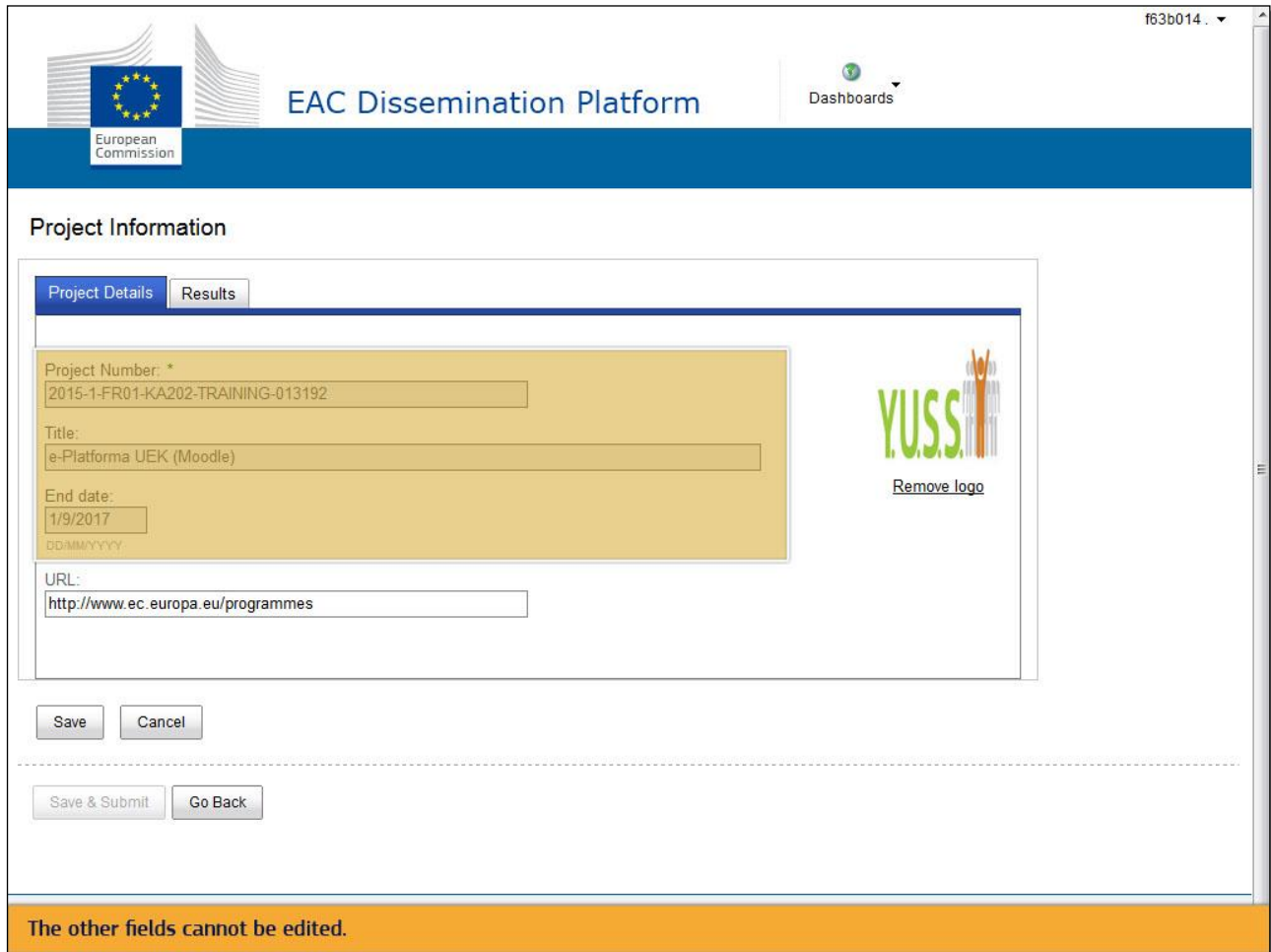
Save & Submit Go Back

You can add or modify the URL field. Type the full address starting with www.

**Text Captions**

You can add or modify the **URL** field. Type the full address starting with www.

Slide 33 - Slide 33



European Commission

EAC Dissemination Platform

Dashboards

Project Information

Project Details Results

Project Number: \*  
2015-1-FR01-KA202-TRAINING-013192

Title:  
e-Platforma UEK (Moodle)

End date:  
1/9/2017  
DD/MM/YYYY

URL:  
http://www.ec.europa.eu/programmes

YUSS  
Remove logo

Save Cancel

Save & Submit Go Back

The other fields cannot be edited.

**Text Captions**

The other fields cannot be edited.

Slide 34 - Slide 34

The screenshot shows the 'Project Information' page on the EAC Dissemination Platform. The page has a blue header with the European Commission logo and the text 'EAC Dissemination Platform'. Below the header, there is a 'Project Information' section with two tabs: 'Project Details' (selected) and 'Results'. The 'Project Details' tab contains the following fields:

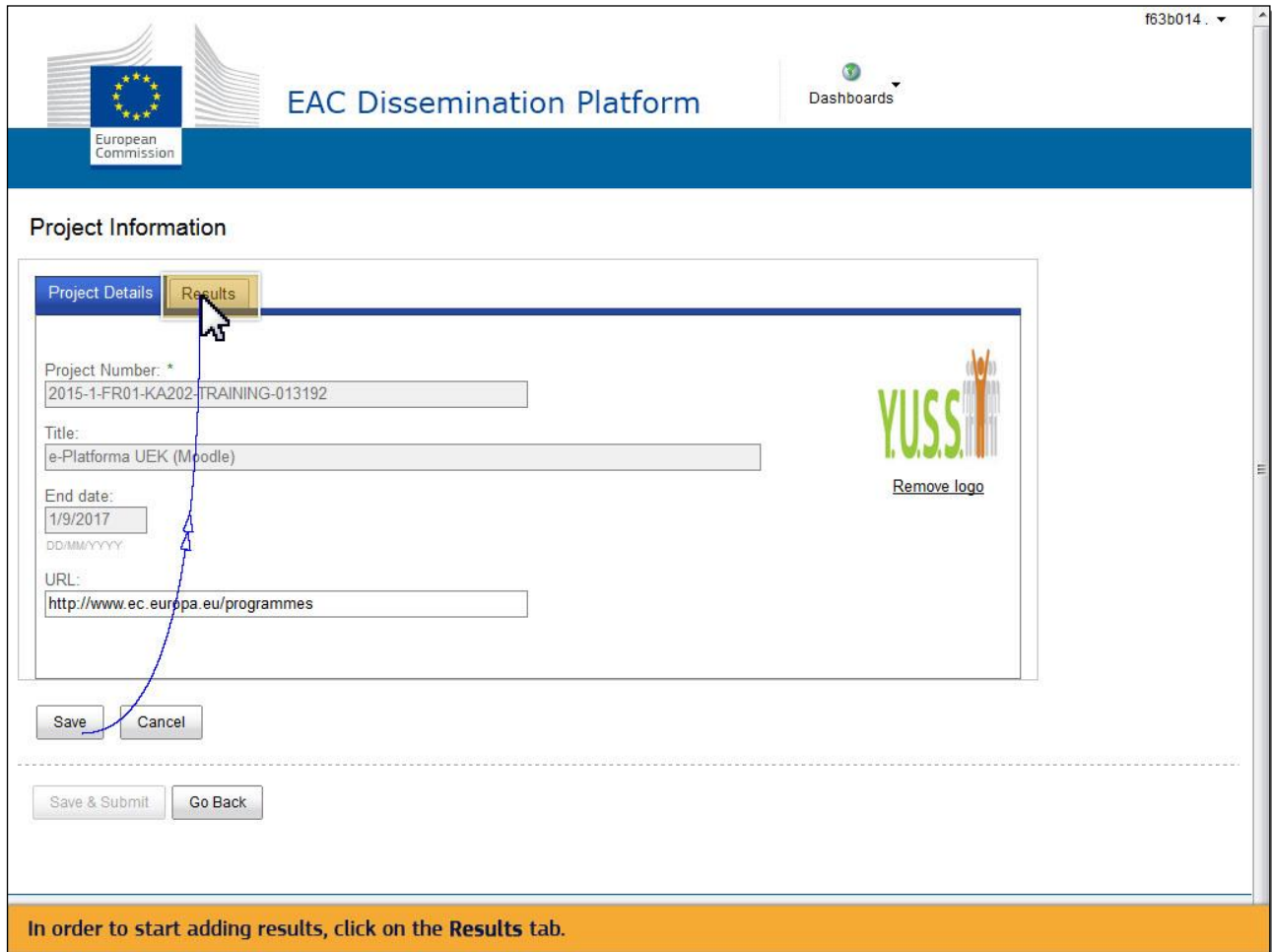
- Project Number: \* (2015-1-FR01-KA202-TRAINING-013192)
- Title: (e-Platforma UEK (Moodle))
- End date: (1/9/2017)
- URL: (http://www.ec.europa.eu/programmes)

To the right of these fields is a 'YUSS' logo with a 'Remove logo' link below it. Below the form fields are two buttons: 'Save' and 'Cancel'. A blue arrow points to the 'Save' button. Below a dashed line are two more buttons: 'Save & Submit' and 'Go Back'. At the bottom of the page, a yellow banner contains the text: 'Save the changes by clicking on Save.'

**Text Captions**

Save the changes by clicking on **Save**.

Slide 35 - Slide 35



The screenshot shows the 'EAC Dissemination Platform' interface. At the top left is the European Commission logo. The main header is 'EAC Dissemination Platform' with a 'Dashboards' dropdown menu. The 'Project Information' section has two tabs: 'Project Details' and 'Results'. The 'Results' tab is selected, and a mouse cursor is pointing at it. The form contains the following fields:

- Project Number: \* (2015-1-FR01-KA202-TRAINING-013192)
- Title: (e-Platforma UEK (Moodle))
- End date: (1/9/2017) with a date picker icon and 'DD/MM/YYYY' format indicator.
- URL: (http://www.ec.europa.eu/programmes)

A 'YUSS' logo is displayed on the right side of the form with a 'Remove logo' link below it. At the bottom of the form are 'Save' and 'Cancel' buttons. Below the form are 'Save & Submit' and 'Go Back' buttons. A yellow banner at the bottom of the page contains the text: 'In order to start adding results, click on the Results tab.'

**Text Captions**

In order to start adding results, click on the **Results** tab.



Slide 37 - Slide 37

The screenshot shows the EAC Dissemination Platform interface. At the top left is the European Commission logo. The title 'EAC Dissemination Platform' is centered, and 'Dashboards' is on the right. The main content area is titled 'Project Information' and contains two tabs: 'Project Details' and 'Results'. The 'Results' tab is active, displaying a table with columns 'Title', 'Description', and 'Files'. The table is empty, showing 'No records found.' A blue arrow points from the 'Add Result' button to the table. Below the table is a message: 'You need to select a result to display its attachments'. At the bottom of the interface, there are buttons for 'Save', 'Cancel', 'Save & Submit', and 'Go Back'. A yellow banner at the very bottom contains the text: 'To add a new result click on Add Result.'

**Text Captions**

To add a new result click on **Add Result**.

Slide 38 - Slide 38

The screenshot shows the EAC Dissemination Platform interface. At the top, there is the European Commission logo and the text 'EAC Dissemination Platform'. A 'Dashboards' menu is visible in the top right. The main content area is titled 'Project Information' and contains a 'Project Details' tab and a 'Results' tab. The 'Results' tab shows 'No records found.' and an 'Add Result' button. A modal dialog box titled 'Add result' is open, featuring a 'Title: \*' text input field with a 'Maximum characters size: 256' label, and a 'Description: \*' text area with a 'Maximum characters size: 1000' label. Both fields are currently empty. The dialog box has 'Save' and 'Cancel' buttons at the bottom. Below the dialog box, a yellow banner contains the text: 'Type a Title and provide a Description for the result.'

**Text Captions**

Type a **Title** and provide a **Description** for the result.

Slide 43 - Slide 43

Project Information

**Add result**

Title: \* Galway Film Fair  
Maximum characters size: 256

Description: \* The Galway Film Fair is an umbrella term for the many industry events taking place during the Galway Film Fair Fleadh (festival) for the benefit of the European audio-visual industry.  
Maximum characters size: 1000

Save Cancel

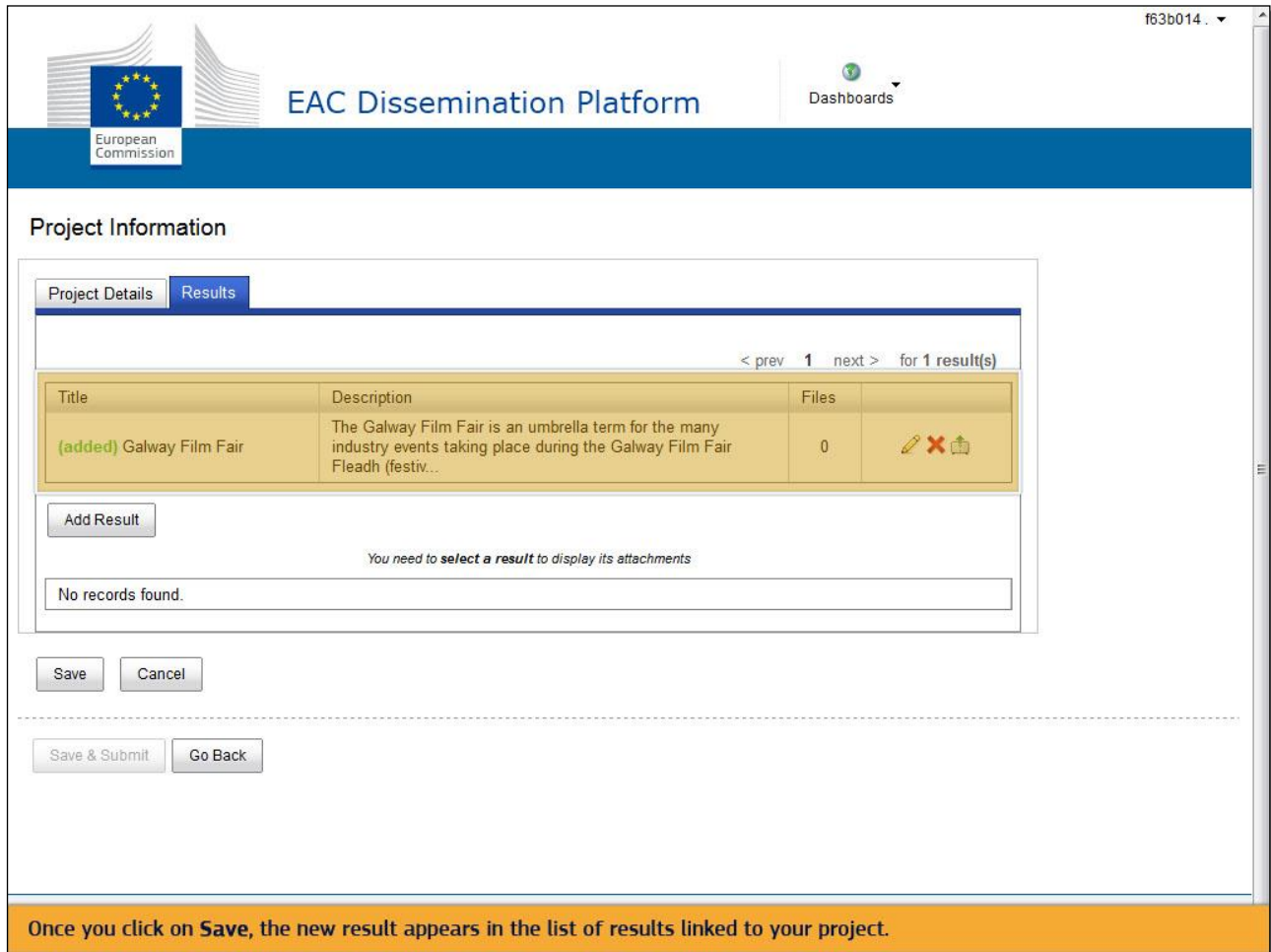
Save & Submit Go Back

Type a Title and provide a Description for the result.

**Text Captions**

Type a **Title** and provide a **Description** for the result.

Slide 46 - Slide 46



The screenshot shows the 'EAC Dissemination Platform' interface. At the top, there is a header with the European Commission logo and the text 'EAC Dissemination Platform'. Below the header, there is a 'Project Information' section. Inside this section, there are two tabs: 'Project Details' and 'Results'. The 'Results' tab is active, showing a table with one result. The table has columns for 'Title', 'Description', and 'Files'. The result is titled '(added) Galway Film Fair' and has a description: 'The Galway Film Fair is an umbrella term for the many industry events taking place during the Galway Film Fair Fleadh (festiv...'. The 'Files' column shows '0' and some icons. Below the table, there is an 'Add Result' button and a message: 'You need to select a result to display its attachments'. At the bottom of the interface, there are buttons for 'Save', 'Cancel', 'Save & Submit', and 'Go Back'. A yellow banner at the very bottom of the screenshot contains the text: 'Once you click on Save, the new result appears in the list of results linked to your project.'

**Text Captions**

Once you click on **Save**, the new result appears in the list of results linked to your project.

Slide 47 - Slide 47

The screenshot shows the EAC Dissemination Platform interface. At the top, there is a header with the European Commission logo and the text "EAC Dissemination Platform". Below this is a "Project Information" section with two tabs: "Project Details" and "Results". The "Results" tab is active, displaying a table with one result. The table has columns for "Title", "Description", and "Files". The first row shows a result titled "(added) Galway Film Fair" with a description: "The Galway Film Fair is an umbrella term for the many industry events taking place during the Galway Film Fair Fleadh (festiv...". The "Files" column shows "0" and some icons. Below the table is an "Add Result" button and a message: "You need to select a result to display its attachments". At the bottom of the interface, there are buttons for "Save", "Cancel", "Save & Submit", and "Go Back". A blue arrow points from the "Add Result" button to the "Save & Submit" button. An orange banner at the bottom of the screenshot contains the text: "You can create as many results as you wish by repeating the same steps."

| Title                    | Description  | Files |
|--------------------------|--|-------|
| (added) Galway Film Fair | The Galway Film Fair is an umbrella term for the many industry events taking place during the Galway Film Fair Fleadh (festiv... | 0     |

**Text Captions**

You can create as many results as you wish by repeating the same steps.

Slide 50 - Slide 50

The screenshot displays the 'EAC Dissemination Platform' interface. A modal dialog titled 'Add result' is open, allowing the user to add a new result to a project. The dialog contains the following fields:

- Title:** \* New audiences and creations (Maximum characters size: 256)
- Description:** \* SYMBOLS is an innovative interdisciplinary cooperation project that pretends to create and test new approaches to discover European Cemeteries, in order reinforce the knowledge and public awareness on its hidden heritage. (Maximum characters size: 1000)

At the bottom of the dialog are 'Save' and 'Cancel' buttons. A blue arrow points from the 'Add Result' button in the background to the 'Save' button in the dialog. The background interface shows the 'Project Information' section with a 'Project Details' tab selected, displaying the title '(added) Galway Film F...' and an 'Add Result' button. Below the dialog, a yellow banner contains the text: 'You can create as many results as you wish by repeating the same steps.'

**Text Captions**

You can create as many results as you wish by repeating the same steps.

Slide 52 - Slide 52

The screenshot displays the EAC Dissemination Platform interface. At the top, there is a header with the European Commission logo and the text "EAC Dissemination Platform". A "Dashboards" menu is visible in the top right. Below the header, the "Project Information" section is active, with tabs for "Project Details" and "Results". The "Results" tab shows a table with two entries:

| Title                               | Description  | Files | Actions                  |
|-------------------------------------|--|-------|--------------------------|
| (added) Galway Film Fair            | The Galway Film Fair is an umbrella term for the many industry events taking place during the Galway Film Fair Fleadh (festiv... | 0     | [Edit] [Delete] [Attach] |
| (added) New audiences and creations | SYMBOLS is an innovative interdisciplinary cooperation project that pretends to create and test new approaches to discover Eu... | 0     | [Edit] [Delete] [Attach] |

Below the table, there is an "Add Result" button and a message: "You need to select a result to display its attachments". A "No records found." message is also present. At the bottom of the interface, there are "Save" and "Cancel" buttons, and a dashed line above "Save & Submit" and "Go Back" buttons. An orange banner at the very bottom states: "You are now able to perform three different actions on each result such as edit, delete and attach files by clicking on the icons."

**Text Captions**

You are now able to perform three different actions on each result such as edit, delete and attach files by clicking on the icons.

Slide 53 - Slide 53

The screenshot shows the EAC Dissemination Platform interface. At the top, there is the European Commission logo and the text "EAC Dissemination Platform". Below this is a "Project Information" section with tabs for "Project Details" and "Results". The "Results" tab is active, displaying a table with two rows of results. The first row is titled "(added) Galway Film Fair" and the second is "(added) New audiences and creations". Both rows have "0" in the "Files" column. A blue arrow points to the delete icon (a red 'X' over a trash can) in the action column of the first row. Below the table is an "Add Result" button and a message: "You need to select a result to display its attachments". At the bottom of the interface, there are buttons for "Save", "Cancel", "Save & Submit", and "Go Back". A yellow banner at the very bottom contains the text: "Let's delete one result. Click on the Delete icon and confirm."

| Title                               | Description  | Files |               |
|-------------------------------------|--|-------|---------------|
| (added) Galway Film Fair            | The Galway Film Fair is an umbrella term for the many industry events taking place during the Galway Film Fair Fleadh (festiv... | 0     | [Delete icon] |
| (added) New audiences and creations | SYMBOLS is an innovative interdisciplinary cooperation project that pretends to create and test new approaches to discover Eu... | 0     | [Delete icon] |

**Text Captions**

Let's delete one result. Click on the **Delete** icon and confirm.



Slide 54 - Slide 54

The screenshot shows the EAC Dissemination Platform interface. At the top, there is the European Commission logo and the text "EAC Dissemination Platform". Below this is a "Project Information" section with tabs for "Project Details" and "Results". The "Results" tab is active, displaying a table with two rows of results. A confirmation dialog box is overlaid on the table, asking "Do you want to delete the result?" with "Yes" and "Cancel" buttons. A blue arrow points from the "Delete" icon in the table to the "Yes" button in the dialog. Below the table is an "Add Result" button and a section for "Attachments for selected result:" with fields for "Name" and "Type". At the bottom of the interface, there are "Save", "Cancel", "Save & Submit", and "Go Back" buttons. A yellow banner at the very bottom contains the text: "Let's delete one result. Click on the **Delete** icon and confirm."

**Text Captions**

Let's delete one result. Click on the **Delete** icon and confirm.

Slide 56 - Slide 56

The screenshot shows the EAC Dissemination Platform interface. At the top, there is a header with the European Commission logo and the text "EAC Dissemination Platform". Below this is a "Project Information" section with two tabs: "Project Details" and "Results". The "Results" tab is active, displaying a table with one row of results. The table has columns for "Title", "Description", and "Files". The row shows a result titled "(added) New audiences and creations" with a description: "SYMBOLS is an innovative interdisciplinary cooperation project that pretends to create and test new approaches to discover Eu...". The "Files" column shows "0" files. Below the table is an "Add Result" button and a message: "You need to select a result to display its attachments". At the bottom of the interface, there are buttons for "Save", "Cancel", "Save & Submit", and "Go Back". A yellow banner at the bottom of the screenshot contains the text: "The result is deleted and will no longer appear in the list."

**Text Captions**

The result is deleted and will no longer appear in the list.

Slide 57 - Slide 57

The screenshot shows the EAC Dissemination Platform interface. At the top, there is a header with the European Commission logo and the text "EAC Dissemination Platform". Below this is a "Project Information" section with two tabs: "Project Details" and "Results". The "Results" tab is active, displaying a table with one result. The table has columns for "Title", "Description", and "Files". The first row contains the text "(added) New audiences and creations", a description of the SYMBOLS project, and the number "0". To the right of the "Files" column, there are icons for editing, deleting, and adding attachments. A blue arrow points from the "Add attachments" icon to a text box below the table that says "You need to select a result to display its attachments". Below the table, there are buttons for "Add Result", "Save", "Cancel", "Save & Submit", and "Go Back". At the bottom of the interface, there is an orange banner with the text "Attach files relating to the project result, by clicking on the Add attachments icon."

**Text Captions**

Attach files relating to the project result, by clicking on the **Add attachments** icon.

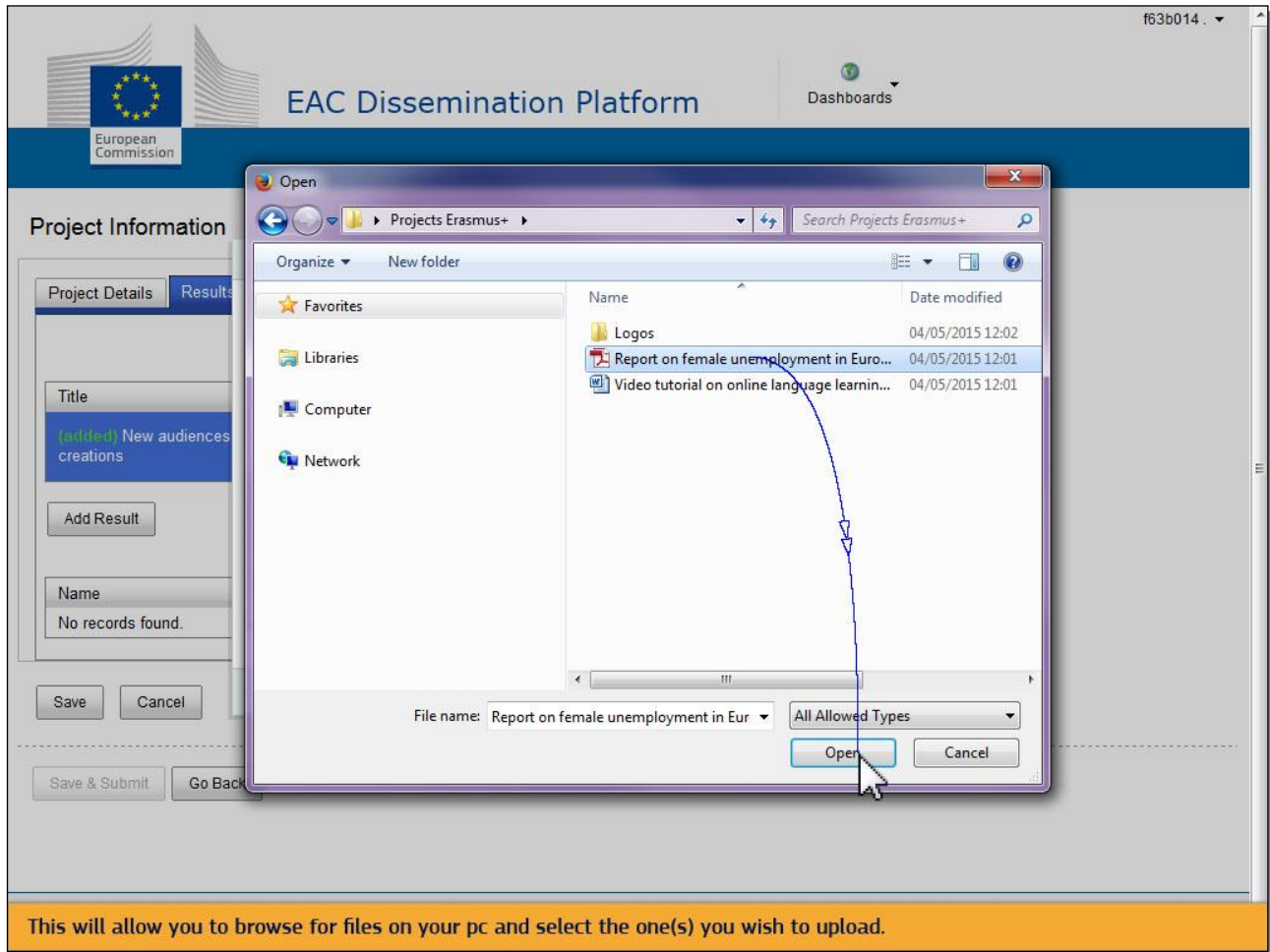
Slide 58 - Slide 58

The screenshot displays the EAC Dissemination Platform interface. At the top, there is a header with the European Commission logo and the text "EAC Dissemination Platform". Below this, a "Project Information" section is visible, containing tabs for "Project Details" and "Results". The "Project Details" tab is active, showing a "Title" field with the text "(added) New audiences creations" and an "Add Result" button. Below this, a "Name" field shows "No records found." and "Save" and "Cancel" buttons. A modal dialog box titled "Upload File(s)" is open in the center, featuring a file selection icon, the text "Select file(s) to upload", and instructions "Use CTRL or SHIFT to select multiple files". The dialog box also contains a message "No files to display, click icon to select file(s) to upload" and "Upload File(s)" and "Cancel" buttons. At the bottom of the page, an orange banner contains the text: "This will allow you to browse for files on your pc and select the one(s) you wish to upload."

**Text Captions**

This will allow you to browse for files on your pc and select the one(s) you wish to upload.

Slide 60 - Slide 60



**Text Captions**

This will allow you to browse for files on your pc and select the one(s) you wish to upload.

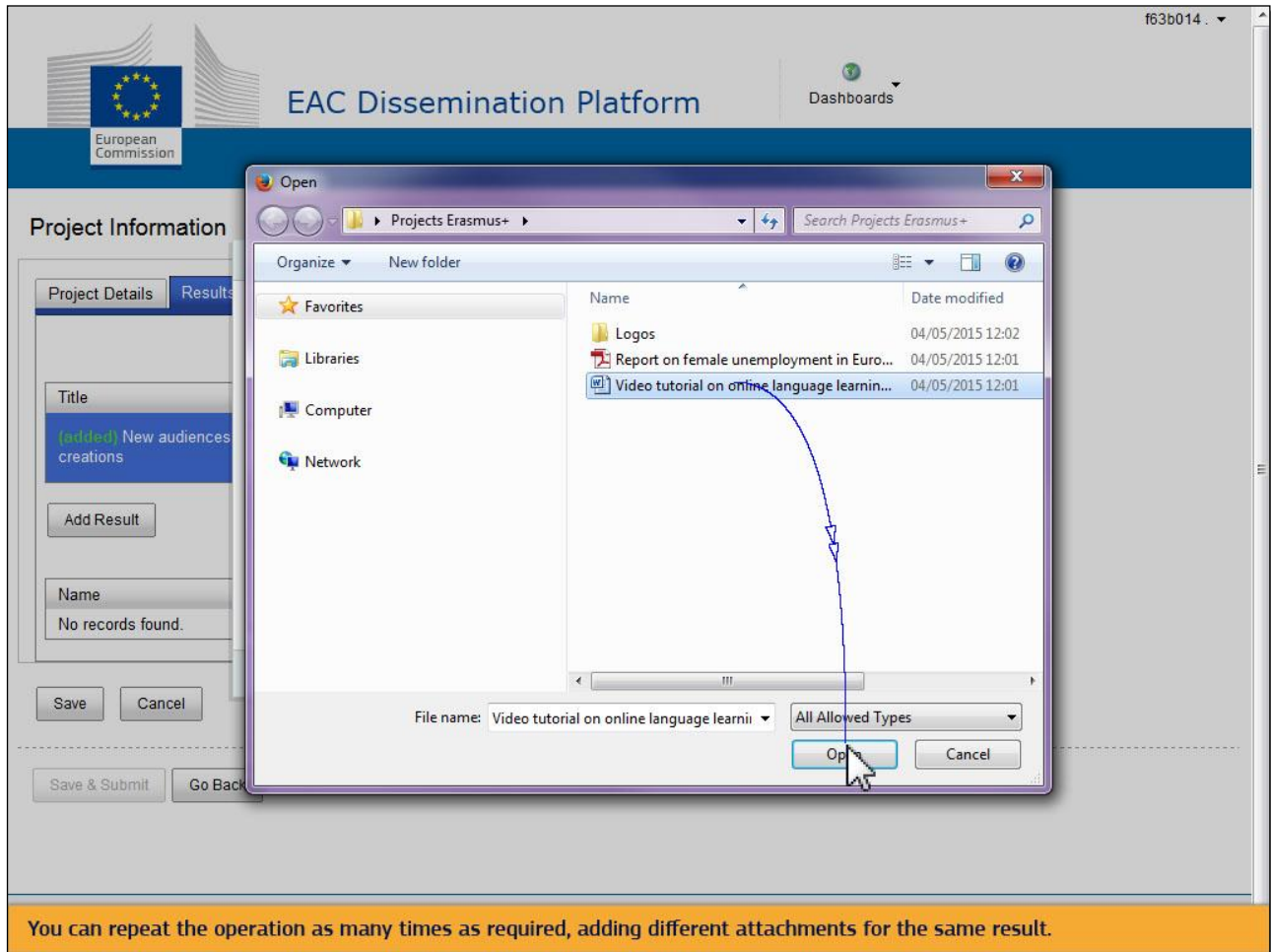
Slide 61 - Slide 61

The screenshot displays the EAC Dissemination Platform interface. At the top, there is a header with the European Commission logo and the text 'EAC Dissemination Platform'. Below this, a 'Project Information' section is visible, with tabs for 'Project Details' and 'Results'. A modal dialog box titled 'Upload File(s)' is open, showing a file selection area with a file named 'Report on female unemployment in Europe.pdf (79)'. A blue arrow points from the 'Upload File(s)' button in the dialog box to the 'Upload File(s)' button in the main interface. At the bottom of the interface, there is a yellow banner with the text: 'You can repeat the operation as many times as required, adding different attachments for the same result.'

**Text Captions**

You can repeat the operation as many times as required, adding different attachments for the same result.

Slide 63 - Slide 63



**Text Captions**

You can repeat the operation as many times as required, adding different attachments for the same result.

Slide 64 - Slide 64

The screenshot displays the EAC Dissemination Platform interface. At the top, there is the European Commission logo and the text 'EAC Dissemination Platform'. A 'Dashboards' menu is visible in the top right. The main content area is titled 'Project Information' and contains a sidebar with 'Project Details' and 'Results' tabs. The 'Results' tab is active, showing a list of results. One result is highlighted: '(added) New audiences creations'. Below this, there is an 'Add Result' button. The 'Name' field shows 'No records found.' At the bottom of the sidebar are 'Save' and 'Cancel' buttons. A 'Save & Submit' button and a 'Go Back' button are also present. Overlaid on this is a modal dialog box titled 'Upload File(s)'. The dialog has a close button (X) in the top right. It contains a file selection icon and the text 'Select file(s) to upload' and 'Use CTRL or SHIFT to select multiple files'. Below this is a table of uploaded files:

| File Name                                       | Size | Action |
|---|------|--------|
| Video tutorial on online language learning.docx | 1    | Remove |
| Report on female unemployment in Europe.pdf     | 79   | Remove |

At the bottom of the dialog are 'Upload File(s)' and 'Cancel' buttons. A yellow banner at the bottom of the screenshot contains the text: 'If you wish to delete one attachment click on Remove.'

**Text Captions**

If you wish to delete one attachment click on **Remove**.



Slide 65 - Slide 65

The screenshot displays the EAC Dissemination Platform interface. At the top, there is a header with the European Commission logo and the text 'EAC Dissemination Platform'. Below this, a 'Project Information' section is visible, featuring tabs for 'Project Details' and 'Results'. A modal dialog box titled 'Upload File(s)' is open in the center, showing a list of files to be uploaded. The files listed are 'Video tutorial on online language learning.docx (1)' and 'Report on female unemployment in Europe.pdf (79)'. Each file has a 'Remove' button next to it. At the bottom of the dialog box, there are 'Upload File(s)' and 'Cancel' buttons. A mouse cursor is positioned over the 'Upload File(s)' button, and a blue arrow points from the text below to this button. The background interface includes a 'Save' button, a 'Cancel' button, and a 'Save & Submit' button. A yellow banner at the bottom of the screenshot contains the text: 'In order to upload the attachments click on Upload File(s).'

**Text Captions**

In order to upload the attachments click on **Upload File(s)**.

Slide 66 - Slide 66

The screenshot shows the EAC Dissemination Platform interface. At the top, there is the European Commission logo and the text 'EAC Dissemination Platform'. A 'Dashboards' dropdown menu is visible. The main content area is titled 'Project Information' and has two tabs: 'Project Details' and 'Results'. The 'Results' tab is active, showing a message '(added) New audiences creations' and an 'Add Result' button. Below this, it says 'No records found.' and has 'Save' and 'Cancel' buttons. An 'Upload File(s)' dialog box is open in the foreground. It has a title bar 'Upload File(s)' and a close button. The dialog contains a 'Select file(s) to upload' button and the instruction 'Use CTRL or SHIFT to select multiple files'. It displays a list of two files: 'Video tutorial on online language learning.docx (1)' and 'Report...ope.pdf (79)'. Both files show a progress bar at 100% and a 'Remove' button. A tooltip 'Attachment: added successfully' is overlaid on the second file. At the bottom of the dialog, it says 'Status: 2/2 uploaded (0 failed)' and has an 'OK' button. At the bottom of the main interface, there is an orange banner with the text 'In order to upload the attachments click on Upload File(s)'.

**Text Captions**

In order to upload the attachments click on **Upload File(s)**.

Slide 67 - Slide 67

The screenshot shows the EAC Dissemination Platform interface. At the top, there is the European Commission logo and the text 'EAC Dissemination Platform'. A 'Dashboards' menu is visible. The main content area is titled 'Project Information' and contains a sidebar with 'Project Details' and 'Results' tabs. The 'Results' tab shows a table with one entry: '(added) New audiences creations'. Below this is an 'Add Result' button and a 'No records found.' message. The main area displays an 'Upload File(s)' dialog box. The dialog box has a title bar with a close button (X). It contains a 'Select file(s) to upload' prompt and a note: 'Use CTRL or SHIFT to select multiple files'. Below this is a table showing the upload progress of two files:

| Progress | File Name   | Action |
|----------|---|--------|
| 100%     | Video tutorial on online language learning.docx (1... | Remove |
| 100%     | Report on female unemployment in Europe.pdf (79...    | Remove |

At the bottom of the dialog box, it says 'Status: 2/2 uploaded (0 failed)'. There is an 'OK' button highlighted with a mouse cursor. Below the dialog box, there are 'Save' and 'Cancel' buttons. At the bottom of the main interface, there are 'Save & Submit' and 'Go Back' buttons. A yellow banner at the bottom of the screenshot contains the text 'Click OK.'

Text Captions

Click OK.

Slide 68 - Slide 68

The screenshot shows the EAC Dissemination Platform interface. At the top, there is a header with the European Commission logo and the text "EAC Dissemination Platform". Below this is a "Project Information" section with two tabs: "Project Details" and "Results". The "Results" tab is active, displaying a table with the following data:

| Title                               | Description  | Files |  |
|-------------------------------------|--|-------|--|
| (added) New audiences and creations | SYMBOLS is an innovative interdisciplinary cooperation project that pretends to create and test new approaches to discover Eu... | 2     |  |

Below the table, there is a message: "You need to **select a result** to display its attachments". At the bottom of the interface, there are buttons for "Save", "Cancel", "Save & Submit", and "Go Back". A blue arrow points from the "Files" column to the message.

**Selected Files result to display its attachments have been uploaded for each result.**

**Text Captions**

In the **Files** column you see how many attachments have been uploaded for each result.  
 Select the result to display its attachments.

Slide 69 - Slide 69

The screenshot displays the EAC Dissemination Platform interface. At the top, there is a header with the European Commission logo and the text "EAC Dissemination Platform". A "Dashboards" menu is visible in the top right. The main content area is titled "Project Information" and contains two tabs: "Project Details" and "Results". The "Results" tab is active, showing a table with one result. The table has columns for "Title", "Description", and "Files". The result listed is "(added) New audiences and creations" with a description: "SYMBOLS is an innovative interdisciplinary cooperation project that pretends to create and test new approaches to discover Eu...". Below the table, there is an "Add Result" button and a section for "Attachments for selected result:" containing a table with two rows of attachments. The first attachment is "(added) Report on female unemployment in Europe.pdf" (application/pdf) and the second is "(added) Video tutorial on online language learning.docx" (application/vnd.openxmlformats-officedocument.wordprocessingml.document). At the bottom of the interface, there are "Save" and "Cancel" buttons, and a "Save & Submit" button which is highlighted in yellow but appears inactive. A "Go Back" button is also present. A yellow banner at the very bottom contains the text: "Please, note that the Save & Submit button is inactive until the End date of your project is reached."

**Text Captions**

Please, note that the **Save & Submit** button is inactive until the **End date** of your project is reached.

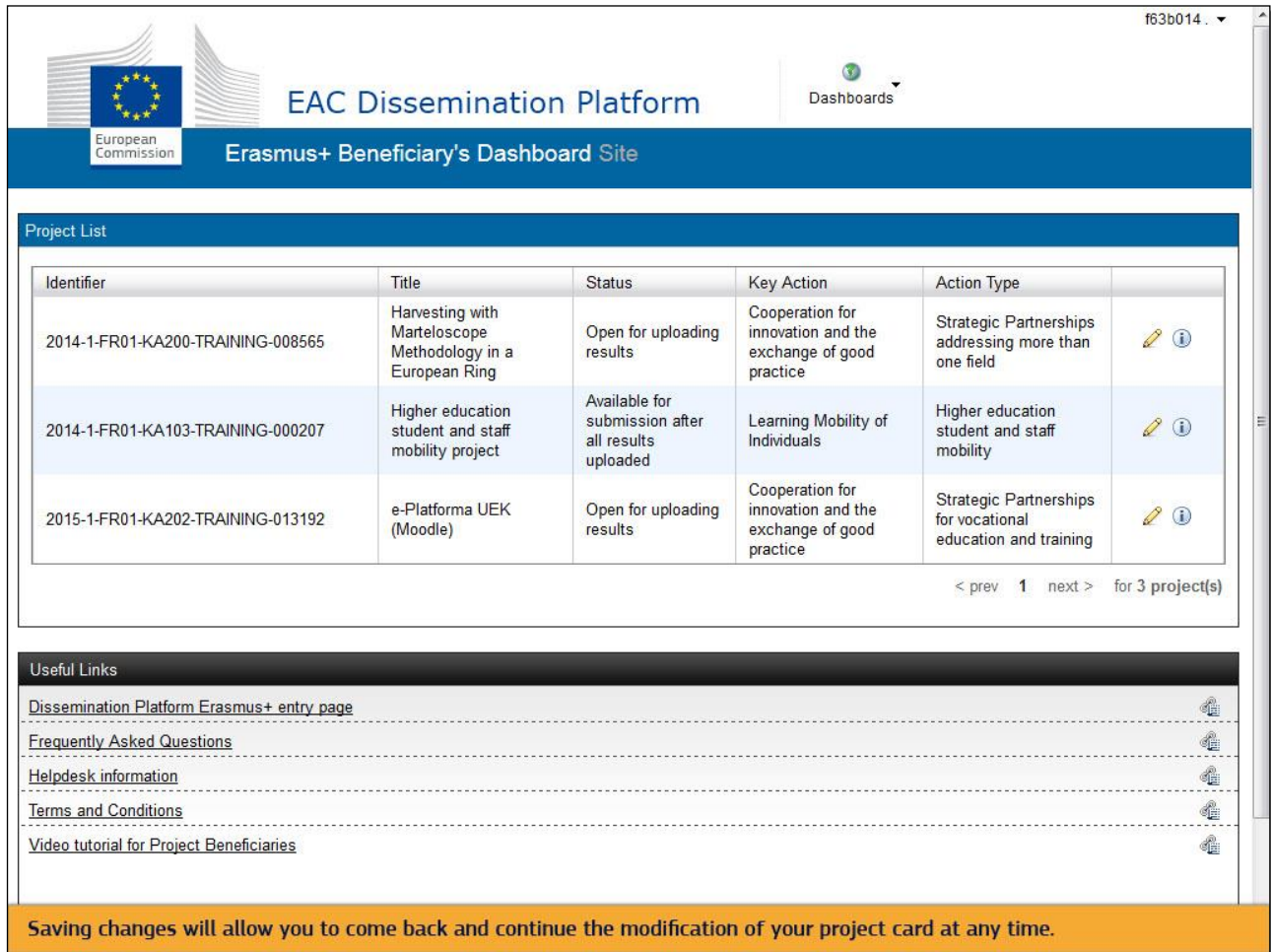
Slide 70 - Slide 70

The screenshot displays the EAC Dissemination Platform interface. At the top, there is a header with the European Commission logo and the text "EAC Dissemination Platform". A "Dashboards" menu is visible in the top right corner. The main content area is titled "Project Information" and contains two tabs: "Project Details" and "Results". The "Results" tab is active, showing a table with one result. The table has columns for "Title", "Description", and "Files". The result is titled "(added) New audiences and creations" and has 2 files. Below the table, there is an "Add Result" button and a section for "Attachments for selected result:". This section contains a table with columns for "Name" and "Type". Two attachments are listed: "Report on female unemployment in Europe.pdf" (application/pdf) and "Video tutorial on online language learning.docx" (application/vnd.openxmlformats-officedocument.wordprocessingml.document). At the bottom of the interface, there are buttons for "Save", "Cancel", "Save & Submit", and "Go Back". A yellow banner at the very bottom contains the text: "Do not forget to save your project card to ensure no loss of data. Click on Save."







**Text Captions**

Do not forget to save your project card to ensure no loss of data. Click on **Save**.

Slide 71 - Slide 71



The screenshot displays the EAC Dissemination Platform interface. At the top, there is a header with the European Commission logo and the text 'EAC Dissemination Platform' and 'Erasmus+ Beneficiary's Dashboard Site'. A 'Dashboards' menu is visible in the top right. Below the header is a 'Project List' section containing a table with the following data:

| Identifier                        | Title   | Status  | Key Action   | Action Type  |   |
|-----------------------------------|---|---|--|--|---|
| 2014-1-FR01-KA200-TRAINING-008565 | Harvesting with Marteloscope Methodology in a European Ring | Open for uploading results                          | Cooperation for innovation and the exchange of good practice | Strategic Partnerships addressing more than one field        |   |
| 2014-1-FR01-KA103-TRAINING-000207 | Higher education student and staff mobility project         | Available for submission after all results uploaded | Learning Mobility of Individuals                             | Higher education student and staff mobility                  |   |
| 2015-1-FR01-KA202-TRAINING-013192 | e-Platforma UEK (Moodle)                                    | Open for uploading results                          | Cooperation for innovation and the exchange of good practice | Strategic Partnerships for vocational education and training |   |

Below the table, there is a navigation bar with '< prev 1 next >' and 'for 3 project(s)'. Underneath is a 'Useful Links' section with the following links:

- [Dissemination Platform Erasmus+ entry page](#)
- [Frequently Asked Questions](#)
- [Helpdesk information](#)
- [Terms and Conditions](#)
- [Video tutorial for Project Beneficiaries](#)

At the bottom of the dashboard, a yellow banner contains the text: 'Saving changes will allow you to come back and continue the modification of your project card at any time.'

**Text Captions**

Saving changes will allow you to come back and continue the modification of your project card at any time.

Slide 72 - Slide 72

The screenshot shows the EAC Dissemination Platform interface. At the top, there is a header with the European Commission logo and the text "EAC Dissemination Platform" and "Erasmus+ Beneficiary's Dashboard Site". A "Dashboards" menu is visible in the top right. Below the header is a "Project List" section containing a table with the following data:

| Identifier                        | Title   | Status  | Key Action   | Action Type  |  |
|-----------------------------------|---|---|--|--|--|
| 2014-1-FR01-KA200-TRAINING-008565 | Harvesting with Marteloscope Methodology in a European Ring | Open for uploading results                          | Cooperation for innovation and the exchange of good practice | Strategic Partnerships addressing more than one field        |  |
| 2014-1-FR01-KA103-TRAINING-000207 | Higher education student and staff mobility project         | Available for submission after all results uploaded | Learning Mobility of Individuals                             | Higher education student and staff mobility                  |  |
| 2015-1-FR01-KA202-TRAINING-013192 | e-Platforma UEK (Moodle)                                    | Open for uploading results                          | Cooperation for innovation and the exchange of good practice | Strategic Partnerships for vocational education and training |  |

Below the table, there is a pagination control: "< prev 1 next > for 3 project(s)".

Underneath the table is a "Useful Links" section with the following links:

- [Dissemination Platform Erasmus+ entry page](#)
- [Frequently Asked Questions](#)
- [Helpdesk information](#)
- [Terms and Conditions](#)
- [Video tutorial for Project Beneficiaries](#)

At the bottom of the screenshot, there is a yellow banner with the text: "Open for uploading results in your dashboard for a limited time. After the end date, the status will change from Open for uploading results into Available for submission after all results uploaded and the Save & Submit button will be activated."

**Text Captions**

When the **End date** of your project has been reached, the **Status** of your project will change from **Open for uploading results** into **Available for submission after all results uploaded** and the **Save & Submit** button will be activated.



Slide 73 - Slide 73

The screenshot shows the EAC Dissemination Platform interface. At the top, there is the European Commission logo and the text "EAC Dissemination Platform" and "Erasmus+ Beneficiary's Dashboard Site". A "Dashboards" menu is visible in the top right. Below the header is a "Project List" section containing a table with three rows of project data. The second row is highlighted in yellow, indicating its status. Below the table is a "Useful Links" section with five links. At the bottom of the screenshot, an orange banner contains the text: "Let's view a project with status Available for submission after all results uploaded." A blue arrow points from this banner to the second row of the project list table.

| Identifier                        | Title   | Status  | Key Action   | Action Type  |  |
|-----------------------------------|---|---|--|--|--|
| 2014-1-FR01-KA200-TRAINING-008565 | Harvesting with Marteloscope Methodology in a European Ring | Open for uploading results                          | Cooperation for innovation and the exchange of good practice | Strategic Partnerships addressing more than one field        |  |
| 2014-1-FR01-KA103-TRAINING-000207 | Higher education student and staff mobility project         | Available for submission after all results uploaded | Learning Mobility of Individuals                             | Higher education student and staff mobility                  |  |
| 2015-1-FR01-KA202-TRAINING-013192 | e-Platforma UEK (Moodle)                                    | Open for uploading results                          | Cooperation for innovation and the exchange of good practice | Strategic Partnerships for vocational education and training |  |

< prev 1 next > for 3 project(s)

**Useful Links**

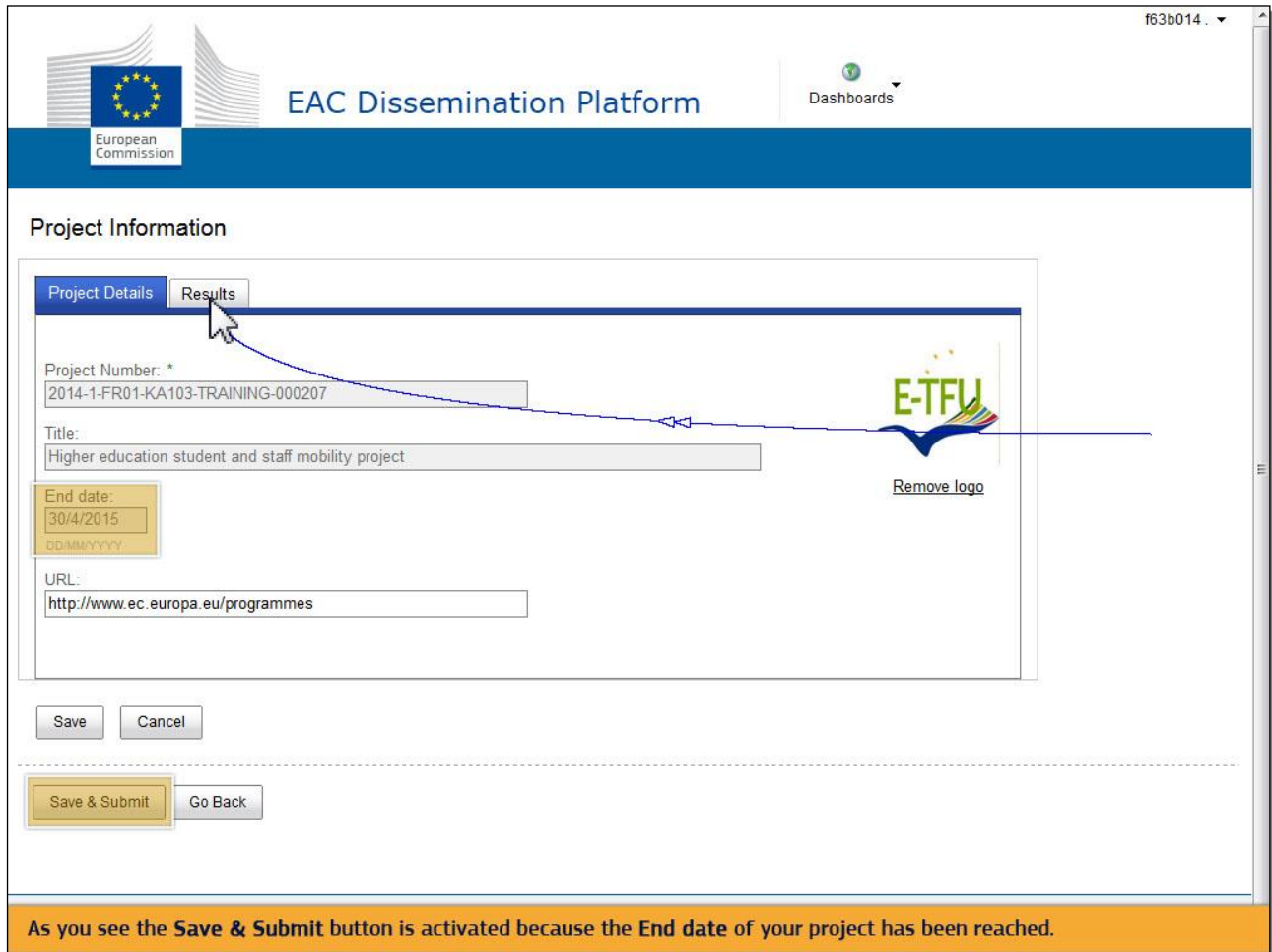
- [Dissemination Platform Erasmus+ entry page](#)
- [Frequently Asked Questions](#)
- [Helpdesk information](#)
- [Terms and Conditions](#)
- [Video tutorial for Project Beneficiaries](#)

Let's view a project with status **Available for submission after all results uploaded.**

**Text Captions**

Let's view a project with status **Available for submission after all results uploaded.**

Slide 75 - Slide 75



The screenshot shows the 'Project Information' page on the EAC Dissemination Platform. The page header includes the European Commission logo and the text 'EAC Dissemination Platform'. The 'Project Information' section has two tabs: 'Project Details' and 'Results'. The 'Project Details' tab is active, showing the following information:

- Project Number: \* 2014-1-FR01-KA103-TRAINING-000207
- Title: Higher education student and staff mobility project
- End date: 30/4/2015 (format: DD/MM/YYYY)
- URL: http://www.ec.europa.eu/programmes

Below the form are buttons for 'Save', 'Cancel', 'Save & Submit', and 'Go Back'. The 'Save & Submit' button is highlighted in yellow. To the right of the form is the E-TFU logo with a 'Remove logo' link below it. A blue arrow points from the 'Results' tab to the 'Remove logo' link. At the bottom of the page, an orange banner contains the text: 'As you see the Save & Submit button is activated because the End date of your project has been reached.'

**Text Captions**

As you see the **Save & Submit** button is activated because the **End date** of your project has been reached.

Slide 76 - Slide 76

The screenshot displays the EAC Dissemination Platform interface. At the top, there is a header with the European Commission logo and the text "EAC Dissemination Platform". A "Dashboards" menu is visible in the top right. The main content area is titled "Project Information" and contains two tabs: "Project Details" and "Results". The "Results" tab is active, showing a table with one result. The table has columns for "Title", "Description", and "Files". The result is titled "(added) Audiovisual industry" and has a description: "It's egalitarian approach to introducing professionals, advanced in their fields of work, with both new and established talen...". The "Files" column shows "0" files. To the right of the table, there are icons for editing (pencil), deleting (red X), and adding (plus sign). A blue arrow points from the "Results" tab to the table. Below the table, there is an "Add Result" button and a message: "You need to select a result to display its attachments". At the bottom of the interface, there are buttons for "Save", "Cancel", "Save & Submit", and "Go Back". A yellow banner at the bottom of the screenshot contains the text: "It's still possible to change or delete existing results and attachments or add new results and attachments."

**Text Captions**

It's still possible to change or delete existing results and attachments or add new results and attachments.

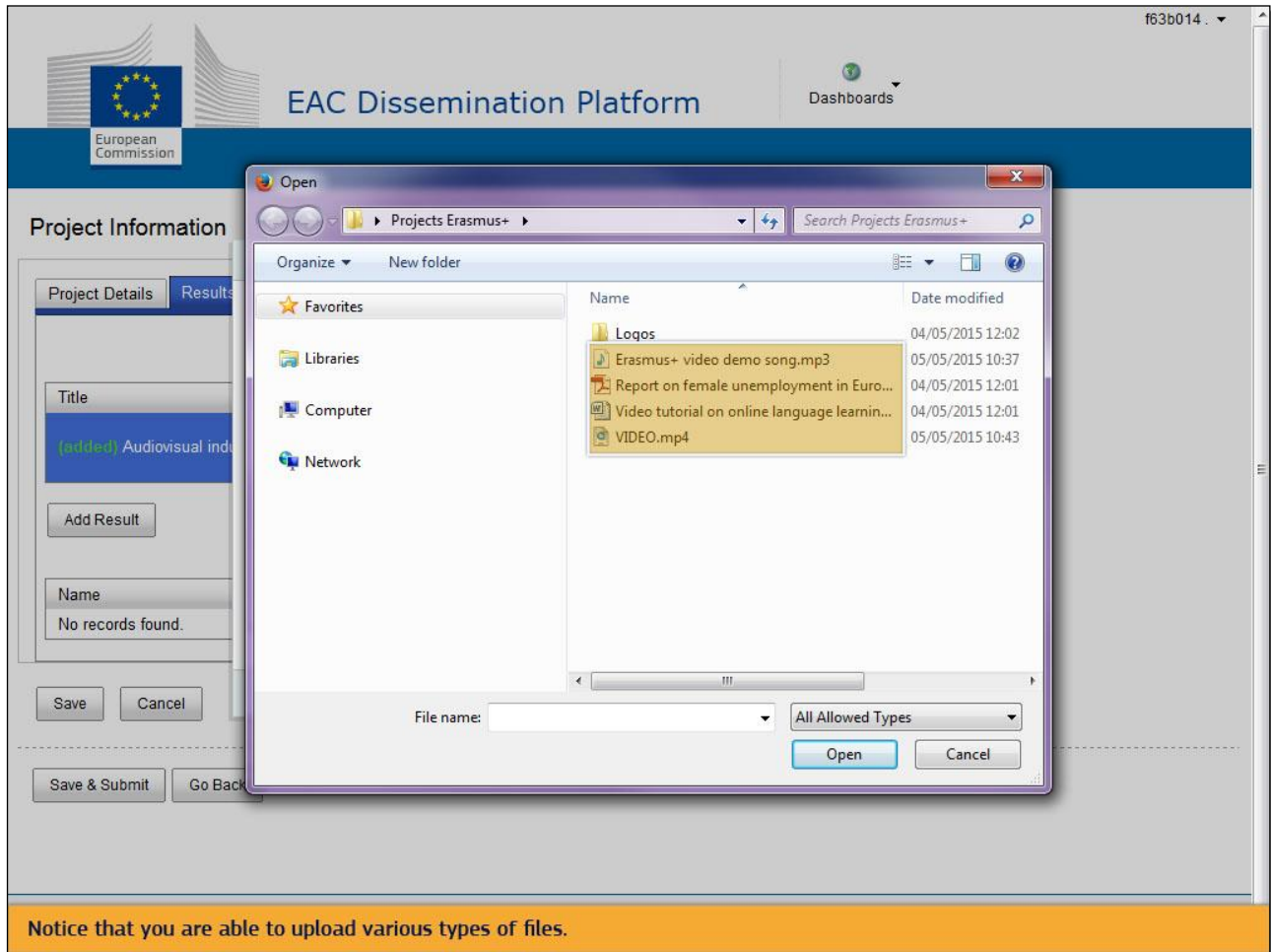
Slide 77 - Slide 77

The screenshot displays the EAC Dissemination Platform interface. At the top, there is a header with the European Commission logo and the text "EAC Dissemination Platform". A "Dashboards" menu is visible in the top right. The main content area is titled "Project Information" and contains a sidebar with "Project Details" and "Results" tabs. The "Results" tab is active, showing a list of results with a "Title" field containing "(added) Audiovisual ind...". Below this is an "Add Result" button. A modal dialog box titled "Upload File(s)" is open in the center, featuring a "Select file(s) to upload" button, a text prompt "Use CTRL or SHIFT to select multiple files", and a list area that currently says "No files to display, click icon to select file(s) to upload". The dialog has "Upload File(s)" and "Cancel" buttons at the bottom. At the bottom of the main interface, there are "Save", "Cancel", "Save & Submit", and "Go Back" buttons. A yellow banner at the very bottom contains the text: "It's still possible to change or delete existing results and attachments or add new results and attachments."

**Text Captions**

It's still possible to change or delete existing results and attachments or add new results and attachments.

Slide 78 - Slide 78



**Text Captions**

Notice that you are able to upload various types of files.

Slide 79 - Slide 79

The screenshot shows the EAC Dissemination Platform interface. At the top, there is the European Commission logo and the text "EAC Dissemination Platform". Below this is a "Project Information" section with tabs for "Project Details" and "Results". A modal dialog box titled "Upload File(s)" is open, displaying a list of files to be uploaded:

| File Name                                   | Size   | Action |
|---|--------|--------|
| VIDEO.mp4                                   | 215 KB | Remove |
| Erasmus+ video demo song.mp3                | 131 KB | Remove |
| Report on female unemployment in Europe.pdf | 79 KB  | Remove |

At the bottom of the dialog box are "Upload File(s)" and "Cancel" buttons. A blue arrow points from the "Select file(s) to upload" text to the "Upload File(s)" button. Below the dialog box, there are "Save" and "Cancel" buttons. At the bottom of the page, there is an orange banner with the text: "Notice that you are able to upload various types of files."

**Text Captions**

Notice that you are able to upload various types of files.

Slide 81 - Slide 81

The screenshot shows the EAC Dissemination Platform interface. At the top, there is the European Commission logo and the text 'EAC Dissemination Platform'. A 'Dashboards' menu is visible. The main content area is titled 'Project Information' and contains a sidebar with 'Project Details' and 'Results' tabs. The 'Results' tab is active, showing a table of project results. Below the table are buttons for 'Save', 'Cancel', 'Save & Submit', and 'Go Back'. An 'Upload File(s)' dialog box is open in the center, displaying a table of uploaded files. The dialog box has a title bar with a close button (X). Below the table, it shows the status 'Status: 3/3 uploaded (0 failed)' and an 'OK' button. A mouse cursor is pointing at the 'OK' button.

| Progress | File Name                                   | Size     | Status  | Action |
|----------|---|----------|---------|--------|
| 100%     | VIDEO.mp4                                   | (215 KB) | Success | Remove |
| 100%     | Erasmus+ video demo song.mp3                | (131 KB) | Success | Remove |
| 100%     | Report on female unemployment in Europe.pdf | (79 KB)  | Success | Remove |

Status: 3/3 uploaded (0 failed)

Notice that you are able to upload various types of files.

**Text Captions**

Notice that you are able to upload various types of files.

Slide 82 - Slide 82

The screenshot shows the EAC Dissemination Platform interface. At the top left is the European Commission logo. The title 'EAC Dissemination Platform' is centered, and 'Dashboards' is on the right. Below the header is a 'Project Information' section with two tabs: 'Project Details' and 'Results'. The 'Results' tab is active, displaying a table with one result. The table has columns for Title, Description, and Files. The result is titled '(added) Audiovisual industry' and has 3 files. Below the table is an 'Add Result' button and a message: 'You need to select a result to display its attachments'. At the bottom of the form are 'Save', 'Cancel', 'Save & Submit', and 'Go Back' buttons. A blue arrow points from the 'Add Result' button to the table.

| Title                        | Description  | Files |
|------------------------------|--|-------|
| (added) Audiovisual industry | It's egalitarian approach to introducing professionals, advanced in their fields of work, with both new and established talen... | 3     |

No records found.

Notice that you are able to upload various types of files.

**Text Captions**

Notice that you are able to upload various types of files.



Slide 83 - Slide 83

The screenshot shows the EAC Dissemination Platform interface. At the top, there is a header with the European Commission logo and the text "EAC Dissemination Platform". A "Dashboards" menu is visible in the top right. Below the header, the "Project Information" section is active, with tabs for "Project Details" and "Results". The "Results" tab shows a table with one result. A yellow tooltip is pointing to the "Files" column of this result, containing the text: "It's egalitarian approach to introducing professionals, advanced in their fields of work, with both new and established talent, in an intimate environment, allows for maximum receptivity." Below the main table, there is a section for "Attachments for selected result:" which lists three files: "Erasmus+ video demo song.mp3", "VIDEO.mp4", and "Report on female unemployment in Europe.pdf". At the bottom of the interface, there are buttons for "Save", "Cancel", "Save & Submit", and "Go Back". A yellow banner at the very bottom states: "Now you are able to submit your results for validation by an officer."

**Text Captions**

Now you are able to submit your results for validation by an officer.

Slide 84 - Slide 84

The screenshot displays the EAC Dissemination Platform interface. At the top, there is a header with the European Commission logo and the text "EAC Dissemination Platform". A "Dashboards" menu is visible in the top right. Below the header, the "Project Information" section is active, with tabs for "Project Details" and "Results". The "Results" tab shows a table with one result. Below this table is an "Add Result" button and a section for "Attachments for selected result:" containing a table of three files. At the bottom of the interface, there are "Save" and "Cancel" buttons, and a "Save & Submit" button highlighted with a mouse cursor. A yellow banner at the very bottom contains the text: "Once you click on Save & Submit, a pop-up will appear."

| Title                        | Description  | Files |  |
|------------------------------|--|-------|--|
| (added) Audiovisual industry | It's egalitarian approach to introducing professionals, advanced in their fields of work, with both new and established talen... | 3     |  |

| Name  | Type            |  |
|---|-----------------|--|
| (added) Erasmus+ video demo song.mp3                | audio/x-mpeg    |  |
| (added) VIDEO.mp4                                   | video/mp4       |  |
| (added) Report on female unemployment in Europe.pdf | application/pdf |  |

**Text Captions**

Once you click on **Save & Submit**, a pop-up will appear.

Slide 85 - Slide 85

The screenshot shows the EAC Dissemination Platform interface. At the top, there is the European Commission logo and the text "EAC Dissemination Platform". Below this, there is a "Project Information" section with tabs for "Project Details" and "Results". A confirmation dialog box is overlaid on the interface, asking "Are you sure you want to submit changes?". The dialog box contains the following text: "By clicking the 'Yes' button this project will disappear from your dashboard and you will no longer have the possibility to change any of its details or results. By clicking the 'No' button you have the possibility to go back to the project details and results, update, remove or modify them before the final submission." Below the text are "Yes" and "No" buttons. A blue arrow points from the "Yes" button to the "Save & Submit" button in the background interface. The background interface also shows a table of results with columns for Name, Description, and File, and buttons for "Save", "Cancel", "Save & Submit", and "Go Back".

**Are you sure you want to submit changes?**

By clicking the 'Yes' button this project will disappear from your dashboard and you will no longer have the possibility to change any of its details or results.  
By clicking the 'No' button you have the possibility to go back to the project details and results, update, remove or modify them before the final submission.

| Name  | Description | File | Type            |  |
|---|-------------|------|-----------------|--|
| (added) Erasmus+ video demo song.mp3                |             |      | audio/x-mpeg    |  |
| (added) VIDEO.mp4                                   |             |      | video/mp4       |  |
| (added) Report on female unemployment in Europe.pdf |             |      | application/pdf |  |

Save Cancel

Save & Submit Go Back


Click **Yes** if you are sure that your results are ready to be submitted,

**Text Captions**

Click **Yes** if you are sure that your results are ready to be submitted, or **No** if you want to further elaborate on your project card.

Slide 88 - Slide 88

f63b014



## EAC Dissemination Platform

Erasmus+ Beneficiary's Dashboard Site

Dashboards

| Identifier | Title | Status | Key Action | Action Type |
|------------|-------|--------|------------|-------------|
| Loading... |       |        |            |             |

**Useful Links**

- [Dissemination Platform Erasmus+ entry page](#)
- [Frequently Asked Questions](#)
- [Helpdesk information](#)
- [Terms and Conditions](#)
- [Video tutorial for Project Beneficiaries](#)

Be aware that once you click on **Save & Submit**, you will no longer be able to make any further changes to your project.

**Text Captions**

Before you click on **Save & Submit**, ensure that your results are ready to be published, you comply with copyright rules for all results to be published and that you have uploaded all the results you would like to submit, because once you click on the **Save & Submit** button you will no longer be able to make any further changes and your project will disappear from your Dashboard.

Slide 89 - Slide 89

The screenshot displays the 'Erasmus+ Beneficiary's Dashboard Site' interface. At the top, there are logos for the European Commission and the EAC Dissemination Platform, along with a 'Dashboards' menu. The main content area is titled 'Project List' and contains a table with the following data:

| Identifier                        | Title   | Status                     | Key Action   | Action Type  |  |
|-----------------------------------|---|----------------------------|--|--|--|
| 2014-1-FR01-KA200-TRAINING-008565 | Harvesting with Marteloscope Methodology in a European Ring | Open for uploading results | Cooperation for innovation and the exchange of good practice | Strategic Partnerships addressing more than one field        |  |
| 2015-1-FR01-KA202-TRAINING-013192 | e-Platforma UEK (Moodle)                                    | Open for uploading results | Cooperation for innovation and the exchange of good practice | Strategic Partnerships for vocational education and training |  |

Below the table, there is a navigation bar: '< prev 1 next > for 2 project(s)'. Underneath is a 'Useful Links' section with the following links:

- [Dissemination Platform Erasmus+ entry page](#)
- [Frequently Asked Questions](#)
- [Helpdesk information](#)
- [Terms and Conditions](#)
- [Video tutorial for Project Beneficiaries](#)

At the bottom of the page, a yellow banner contains a partially visible message: 'Which the officer has approved or rejected your changes, you will receive a formal message from the Agency with which you signed the Grant Agreement, notifying you that the modifications have been approved or rejected.'

**Text Captions**

Once the officer has approved or rejected your changes, you will receive a formal message from the Agency with which you signed the Grant Agreement, notifying you that the modifications have been approved or rejected.

Slide 90 - Slide 90

The screenshot displays the 'Erasmus+ Beneficiary's Dashboard Site' interface. At the top, there are logos for the European Commission and the EAC Dissemination Platform, along with a 'Dashboards' menu. The main content area is titled 'Project List' and contains a table with the following data:

| Identifier                        | Title   | Status                     | Key Action   | Action Type  |  |
|-----------------------------------|---|----------------------------|--|--|--|
| 2014-1-FR01-KA200-TRAINING-008565 | Harvesting with Marteloscope Methodology in a European Ring | Open for uploading results | Cooperation for innovation and the exchange of good practice | Strategic Partnerships addressing more than one field        |  |
| 2015-1-FR01-KA202-TRAINING-013192 | e-Platforma UEK (Moodle)                                    | Open for uploading results | Cooperation for innovation and the exchange of good practice | Strategic Partnerships for vocational education and training |  |

Below the table, there is a pagination control: '< prev 1 next > for 2 project(s)'. Underneath is a 'Useful Links' section with the following links:

- [Dissemination Platform Erasmus+ entry page](#)
- [Frequently Asked Questions](#)
- [Helpdesk information](#)
- [Terms and Conditions](#)
- [Video tutorial for Project Beneficiaries](#)

At the bottom of the dashboard, a yellow banner contains the text: 'If your changes are rejected, you will have to follow the instructions provided by the officer in the rejection message.'

**Text Captions**

If your changes are rejected, you will have to follow the instructions provided by the officer in the rejection message.

Slide 91 - Slide 91

The screenshot displays the EAC Dissemination Platform interface. At the top, there are logos for the European Commission and the EAC Dissemination Platform, along with a 'Dashboards' link. Below this is a header for 'Erasmus+ Beneficiary's Dashboard Site'. The main content area is titled 'Project List' and contains a table with the following data:

| Identifier                        | Title   | Status                     | Key Action   | Action Type  |  |
|-----------------------------------|---|----------------------------|--|--|--|
| 2014-1-FR01-KA200-TRAINING-009565 | Harvesting with Marteloscope Methodology in a European Ring | Open for uploading results | Cooperation for innovation and the exchange of good practice | Strategic Partnerships addressing more than one field        |  |
| 2015-1-FR01-KA202-TRAINING-013192 | e-Platforma UEK (Moodle)                                    | Open for uploading results | Cooperation for innovation and the exchange of good practice | Strategic Partnerships for vocational education and training |  |

Below the table, there is a navigation bar with '< prev 1 next >' and 'for 2 project(s)'. A large blue text overlay 'End of this demo' is positioned over the table. Below the table is a 'Useful Links' section with the following links:

- [Dissemination Platform Erasmus+ entry page](#)
- [Frequently Asked Questions](#)
- [Helpdesk information](#)
- [Terms and Conditions](#)
- [Video tutorial for Project Beneficiaries](#)

Text Captions

End of this demo